

Myrtle Cruz, Inc.

3401 Louisiana St, STE 400 .Houston, Tx 77002-9552 . (713)759-1368 . fax 759-1264 . email first_last@mcruz.com

FAR HILLS UTILITY DISTRICT

Cash Report for Meeting of February 12th, 2026

BOND FUND (298BF) : NO ACTIVE CHECKING ACCOUNT "INTERNAL ONLY"

Previous cash balance, January 8th, 2026 0.00

DEMAND DEPOSIT INVESTMENTS:

Texpool #00001.....		1,358,528.54
previous balance	1,185,587.29	
01/30 interest	3,678.95	
02/12 D/S tax	169,262.30	
previous investments	1,185,587.29	
deposits	169,262.30	
interest	3,678.95	
ending investments		1,358,528.54

BOND FUNDS AVAILABLE February 12th, 2026 =====
\$1,358,528.54
=====

DEBT SERVICE REQUIREMENTS

<u>Series</u>	<u>Interest 4/1</u>	<u>Maturities 4/1</u>	<u>Interest 10/1</u>	<u>Maturities 10/01</u>
2013	17,225.00	55,000.00	15,987.50	-0-
2015R	17,393.75	165,000.00	14,918.75	-0-
2015	58,759.38	60,000.00	57,748.88	-0-
2018	23,521.88	40,000.00	22,921.88	-0-
2020R	23,312.50	40,000.00	22,912.50	-0-
2022	195,067.50	50,000.00	193,812.50	-0-
2024	45,587.50	15,000.00	44,987.50	-0-
Total	380,862.51	425,000.00	373,287.51	
Total for 2026: 1,179,150.02				

Far Hills Utility District
DEBT SERVICE SCHEDULES

Updated 12/2/24

YEAR	Bonds Out.	Int.due 4/1	Mat. 4/1	Int. due 10/1	Total	Pay off
ANNUAL REQUIREMENTS; 2025						
2013	745,000.00	18,237.50	45,000.00	17,225.00	80,462.50	4/1/37
2015R	1,260,000.00	19,868.75	165,000.00	17,393.75	202,262.50	4/1/31
2015	3,080,000.00	59,653.13	55,000.00	58,759.38	173,412.51	4/1/41
2018	1,435,000.00	24,321.88	40,000.00	23,521.88	87,843.76	4/1/42
2020R	2,035,000.00	23,762.50	45,000.00	23,312.50	92,075.00	4/1/42
2022	7,935,000.00	196,187.50	45,000.00	195,062.50	436,250.00	4/1/50
2024	2,150,000.00	46,187.50	15,000.00	45,587.50	106,775.00	4/1/51
	18,640,000.00	388,218.76	410,000.00	380,862.51	1,179,081.27	

ANNUAL REQUIREMENTS; 2026						
2013	700,000.00	17,225.00	55,000.00	15,987.50	88,212.50	
2015R	1,095,000.00	17,393.75	165,000.00	14,918.75	197,312.50	
2015	3,025,000.00	58,758.38	60,000.00	57,746.88	176,505.26	
2018	1,395,000.00	23,521.88	40,000.00	22,921.88	86,443.76	
2020R	1,990,000.00	23,312.50	40,000.00	22,912.50	86,225.00	
2022	7,890,000.00	195,062.50	50,000.00	193,812.50	438,875.00	
2024	2,135,000.00	45,587.50	15,000.00	44,987.50	105,575.00	
	18,230,000.00	380,862.51	425,000.00	373,287.51	1,179,150.02	

ANNUAL REQUIREMENTS; 2027						
2013	645,000.00	15,987.50	55,000.00	14,750.00	85,737.50	
2015R	930,000.00	14,918.75	170,000.00	12,368.75	197,287.50	
2015	2,965,000.00	57,746.88	60,000.00	56,696.88	174,443.76	
2018	1,355,000.00	22,921.88	45,000.00	22,246.88	90,168.76	
2020R	1,950,000.00	22,912.50	45,000.00	22,462.50	90,375.00	
2022	7,840,000.00	193,812.50	50,000.00	192,562.50	436,375.00	
2024	2,120,000.00	44,987.50	15,000.00	44,387.50	104,375.00	
	17,805,000.00	373,287.51	440,000.00	365,475.01	1,178,762.52	

ANNUAL REQUIREMENTS; 2028						
2013	590,000.00	14,750.00	55,000.00	13,375.00	83,125.00	
2015R	760,000.00	12,368.75	180,000.00	9,556.25	201,925.00	
2015	2,905,000.00	56,696.88	60,000.00	55,646.88	172,343.76	
2018	1,310,000.00	22,246.88	45,000.00	21,571.88	88,818.76	
2020R	1,905,000.00	22,462.50	45,000.00	22,012.50	89,475.00	
2022	7,790,000.00	192,562.50	50,000.00	191,312.50	433,875.00	
2024	2,105,000.00	44,387.50	20,000.00	43,587.50	107,975.00	
	17,365,000.00	365,475.01	455,000.00	357,062.51	1,177,537.52	

ANNUAL REQUIREMENTS; 2029						
2013	535,000.00	13,375.00	60,000.00	11,875.00	85,250.00	
2015R	580,000.00	9,556.25	185,000.00	6,665.63	201,221.88	
2015	2,845,000.00	55,646.88	65,000.00	54,509.38	175,156.26	
2018	1,265,000.00	21,571.88	45,000.00	20,896.88	87,468.76	
2020R	1,880,000.00	22,012.50	45,000.00	21,562.50	88,575.00	
2022	7,740,000.00	191,312.50	50,000.00	190,062.50	431,375.00	
2024	2,085,000.00	43,587.50	20,000.00	42,787.50	106,375.00	
	16,910,000.00	357,062.51	470,000.00	348,359.39	1,175,421.90	

ANNUAL REQUIREMENTS; 2030						
2013	475,000.00	11,875.00	60,000.00	10,375.00	82,250.00	
2015R	395,000.00	6,665.63	195,000.00	3,375.00	205,040.63	
2015	2,780,000.00	54,509.38	70,000.00	53,240.63	177,750.01	
2018	1,220,000.00	20,896.88	45,000.00	20,193.75	86,090.63	
2020R	1,815,000.00	21,562.50	45,000.00	21,056.25	87,618.75	
2020R	7,690,000.00	190,062.50	50,000.00	188,937.50	429,000.00	
2024	2,065,000.00	42,787.50	25,000.00	41,787.50	109,575.00	
	16,440,000.00	348,359.39	490,000.00	338,965.63	1,177,325.02	

ANNUAL REQUIREMENTS; 2031						
2013	415,000.00	10,375.00	65,000.00	8,750.00	84,125.00	
2015R	200,000.00	3,375.00	200,000.00	0.00	203,375.00	
2015	2,710,000.00	53,240.63	75,000.00	51,881.25	180,121.88	
2018	1,175,000.00	20,193.75	45,000.00	19,462.50	84,656.25	
2020R	1,770,000.00	21,056.25	45,000.00	20,550.00	86,606.25	
2022	7,640,000.00	188,937.50	55,000.00	187,700.00	431,637.50	
2024	2,040,000.00	41,787.50	20,000.00	40,987.50	102,775.00	
	15,950,000.00	338,965.63	505,000.00	329,331.25	1,173,296.88	

ANNUAL REQUIREMENTS; 2032						
2013	350,000.00	8,750.00	65,000.00	7,125.00	80,875.00	
2015	2,635,000.00	51,881.25	75,000.00	50,475.00	177,356.25	
2018	1,130,000.00	19,462.50	45,000.00	18,731.25	83,193.75	
2020R	1,725,000.00	20,550.00	255,000.00	17,681.25	293,231.25	
2022	7,585,000.00	187,700.00	60,000.00	186,350.00	434,050.00	
2024	2,020,000.00	40,987.50	25,000.00	40,300.00	105,287.50	
	13,425,000.00	288,343.75	500,000.00	280,362.50	1,068,706.25	

FAR HILLS UTILITY DISTRICT

Cash Report for Meeting of February 12th, 2026 Page : 2

CAPITAL PROJECTS (298CA) : MMS/POOLS/CDS

Previous cash balance, January 8th, 2026 0.00

DEMAND DEPOSIT INVESTMENTS:

Texpool #00003..... 1,856,665.17

 previous balance 1,850,707.53

 01/31 interest 5,957.64

TEXSTAR; #44440..... 1,022,960.14

 previous balance 1,019,749.21

 01/31 interest 3,210.93

 previous investments 2,870,456.74

 interest 9,168.57

 ending investments 2,879,625.31

CAPITAL PROJECTS FUNDS AVAILABLE February 12th, 2026

=====
\$2,879,625.31
=====

FAR HILLS UTILITY DISTRICT

Cash Report for Meeting of February 12th, 2026 Page : 3

CONSTRUCTION CHECKING (298CB) : CENTRAL BANK

Previous cash balance, January 8th, 2026			50,481.02
plus: 11/30 interest.....			89.75
plus: 12/31 interest.....			44.80

Total Deposits :			134.55
less: 12/31 svc chg.....			30.00

Beginning cash balance, February 12th, 2026			50,585.57
less checks to be presented at this meeting :			
1046 Langford Engineering, Inc.; 29606.....			10,434.90
3915 29704-emg connect	10,434.90		
1047 ISJ Underground Utilities, LLC; MCMUD 2 Emergency Interconnec			33,871.95
3915 interconnect	33,871.95		

previous cash balance		50,481.02	
2 receipts		134.55	
2 current checks	<	44,306.85	>
other disbursements	<	30.00	>
ending cash balance			6,278.72
			=====
CONSTRUCTION CHECKING FUNDS AVAILABLE February 12th, 2026			\$6,278.72
			=====

FAR HILLS UTILITY DISTRICT SERIES 2022 \$7,980,000 5.093268%

	APPROVED	DISBURSED	BALANCE		
I. CONSTRUCTION COSTS					
Developer Items					
1.	Lake Breeze Section 3	392,751.00	392,751.00	0.00	
2.	Clear View Estates	1,343,672.00	1,343,672.00	0.00	
3.	Water Plant Improvements	318,594.00	466,619.00	-148,025.00	
4.	Lift Station No. 1 Improvements	85,335.00	252,883.00	-167,548.00	
4.	2019 Drainage Improvements	251,919.00	143,875.00	108,044.00	
4.	Storm Water Pollution	11,447.00	10,576.00	871.00	
5.	Engineering	554,710.00	362,175.65	192,534.35	
Total Developers Items		2,958,428.00	2,972,551.65	-14,123.65	
District Items					
5.	Water Well #7	1,673,750.00	0.00	1,673,750.00	
6.	Water Main Replacements	654,657.00	654,657.00	0.00	Corrected Per Att
7.	Interconnect with MC UD 2	272,621.00	649,121.36	-376,500.36	
8.	Contingencies	520,206.00	355,798.53	164,407.47	Corrected per Att
9.	Engineering & Testing	468,185.00	315,088.44	153,096.56	
Total District Items		3,589,419.00	1,974,665.33	1,614,753.67	
Total Construction Items		6,547,847.00	4,947,216.98	1,600,630.02	

II. NON CONSTRUCTION COSTS					
A	Bond Counsel	159,600.00	161,150.00	-1,550.00	
B	Financial Advisory Fee	102,300.00	105,257.60	-2,957.60	
C	Capitalized Interest (12 Mos)	394,625.00	394,625.00	0.00	
E	Developer Interest	373,989.00	345,914.00	28,075.00	
F	Bond Discount (3%)	239,400.00	235,108.15	4,291.85	
E	Bond Issuance Expenses	40,033.00	0.00	40,033.00	
1.	Disclosure & Special Counsel	0.00	7,500.00	-7,500.00	
2.	Official Statement prep & printing	0.00	2,636.68	-2,636.68	
3.	Bond Rating Agency	0.00	17,250.00	-17,250.00	
4.	Miscellaneous/Advertising	0.00	2,274.90	-2,274.90	
5.	Auditor Review	0.00	15,500.00	-15,500.00	
F	Bond Application Report Cost	50,000.00	49,950.00	50.00	
G	Attorney General's Fee	7,980.00	7,980.00	0.00	
H	TCEQ Issuance Fee (0.25%)	19,950.00	19,950.00	0.00	
D	Contingency	44,275.00	5,000.00	39,275.00	
J	Developer withholding due to pre-inspection repairs	0.00	0.00	0.00	
Total Non-Construction Costs		1,432,152.00	1,370,096.33	62,055.67	
Total Bond Issue		7,979,999.00	6,317,313.31	1,662,685.69	

Interest Earnings (less svc chg)	487,722.15
CA 2022 Bonds	\$2,150,407.84
CA 2024 Bonds	60,531.44
CA 2018 Bonds-Adjustment	(\$0.33)
CA 2018 Bonds	114,699.58
CA 2015 Bonds	89,705.25
03/01/24 Prior YR-Auditor	-5,451.00
09/11/25-MC#2 Contribution	476,011.25
Construction Fund Balance	2,885,904.03

02/12/26	0.00	CA 2,879,625.31
		CB 6,278.72
		2,885,904.03

Transferred to CA TXPOOL @ Funding	12/15/2022	
Bonds Cost Wired at Funding:		
Bond Discount		235,108.15
Legal Counsel-JRPB		161,150.00
Financial Advisor-Blitch Assoc.		105,257.60
Ipreo LLC		2,536.68
Bond Rating-Standard & Poors		17,250.00
TCEQ-Bond Fee		19,950.00
Disclosure Counsel-Orrick,Herrington,Sutcliffe		7,500.00
CUSIP Global Services		929.00
UMB Bank -P/A Fees		0.00
Wire Accrued Interest to D/S @ funding		15,346.36
		565,027.79
Bonds Cost Paid After Funding:		
03/01/24 Transfer to OP -Prior Audit YR	wire	5,451.00
03/09/23 Transfer to OP-	wire	0.00
		5,451.00

FAR HILLS UTILITY DISTRICT SERIES 2024 \$2,150,000 4.201795%

	APPROVED	DISBURSED	BALANCE
I. CONSTRUCTION COSTS			
District Items			
1. French Quarter, Sec 4	1,361,225.00	1,361,225.32	-0.32
2. Outfalls	17,599.00	17,599.10	-0.10
3. Engineering, Surveying/Testing	233,194.00	216,765.18	16,428.82
4. SWPP Fees	59,944.00	55,375.45	4,568.55
Total District Items	<u>1,671,962.00</u>	<u>1,650,965.05</u>	<u>20,996.95</u>
II. NON DESIGN & CONSTRUCTION COSTS			
A. Bond Counsel	43,000.00	45,350.00	-2,350.00
B. Financial Advisory Fee	37,625.00	41,213.97	-3,588.97
C. Capitalized Interest (12 mos)	0.00	0.00	0.00
D. Developer Interest	244,447.00	189,776.06	54,670.94
E. Bond Discount (3%)	64,500.00	64,500.00	0.00
F. Bond Issuance Expenses	0.00	0.00	0.00
1. Disclosure Counsel	0.00	8,000.00	-8,000.00
2. Official Statement prep & printing	0.00	3,265.48	-3,265.48
3. Rating Fee-S&P Global	0.00	15,000.00	-15,000.00
4. Miscellaneous	0.00	1,573.00	-1,573.00
G. Bond Application Report Cost	45,000.00	45,800.00	-800.00
H. Attorney General's Fee	2,150.00	2,150.00	0.00
I. TCEQ Issuance Fee (0.25%)	5,375.00	5,375.00	0.00
J. Contingency/Cost of Issuance	<u>35,941.00</u>	<u>16,500.00</u>	<u>19,441.00</u>
Total Non-Construction Costs	<u>478,038.00</u>	<u>438,503.51</u>	<u>39,534.49</u>
Total Bond Issue	<u>2,150,000.00</u>	<u>2,089,468.56</u>	<u>60,531.44</u>
Interest			0.00
CA Funds (Cking & MMS,CD's)			<u>\$60,531.44</u>
2024 Bonds Funds Remaining			60,531.44
2024 Bond Funds Available			60,531.44
TOTAL FUNDS in CA			60,531.44
			02/12/26

FAR HILLS UTILITY DISTRICT

Cash Report for Meeting of February 12th, 2026 Page : 4

OPERATING (2980P) : MMS/POOLS/CDS

Previous cash balance, January 8th, 2026 0.00

TIME DEPOSIT INVESTMENTS:

CDARS-Central; 09/18/25 due 03/19/26 @ 3.92%.....	2,000,000.00
Bank of Houston; 06/10/25 due 06/10/26 @ 4.18%.....	230,000.00
Cadence Bank; 06/10/25 due 06/10/26 @ 4.50%.....	230,000.00
Third Coast Bank; 06/10/25 due 06/10/26 @ 4.15%.....	230,000.00
Wallis State Bank; 06/10/25 due 06/10/26 @ 4.15%.....	230,000.00

DEMAND DEPOSIT INVESTMENTS:

Texpool #00002.....		3,190,373.65
previous balance	3,000,197.09	
01/31 interest	9,438.86	
02/12 M/O tax	180,737.70	

previous investments	5,920,197.09	
deposits	180,737.70	
interest	9,438.86	
ending investments		6,110,373.65

OPERATING FUNDS AVAILABLE February 12th, 2026 \$6,110,373.65

FAR HILLS UTILITY DISTRICT

Cash Report for Meeting of February 12th, 2026 Page : 5

OPERATIONS (2980R) : CENTRAL BANK

Previous cash balance, January 8th, 2026		92,996.70
plus: 12/31 CK2525 correction.....		0.40
plus: 02/12 transfer from Central-OV.....		81,000.00
plus: 02/12 VOID CK2574; returned by TCEQ for re-issue.....		80.00
plus: 02/12 VOID CK2575; Republic Svcs, (Verizon).....		440.34
plus: 02/12 Lake Conroe RV Campground.....		3,037.21

Total Deposits :		84,557.95
less: 12/18 941 tax.....		801.80
less: 12/31 svc chg.....		30.00
less: 02/12 Verizon; 942076507-00001.....		712.96
less checks completed at or after last meeting :		
2582 Entergy; 133959577.....		7,411.43
6352 utilities	7,411.43	
2583 Republic Services; 3-0853-2051286.....		0.00
2584 T-Mobile; 975694307.....		73.72
6351 telephone expense	73.72	
2585 T.C.E.Q.; revenue/regulatory annual fee-2025.....		0.00

Beginning cash balance, February 12th, 2026		168,524.74
less checks to be presented at this meeting :		
2586 James Haymon; director fees-02/12/26.....		616.40
6310 02/12 reg mtg	221.00	
6310 01/15 update web	221.00	
6310 02/04 post agenda	221.00	
6310 02/08 update web	221.00	
6514 withholding	200.00-	
6514 payroll taxes	67.60-	
2587 Christopher Kuhl; director fees-02/12/26.....		204.10
6310 02/12 reg mtg	221.00	
6514 payroll taxes	16.90-	
2588 Melinda M. Shelly; director fees-02/12/26.....		2,431.87
6310 02/12 reg mtg	221.00	
6310 AWBD-winter	663.00	
6354 travel expense	1,604.87	
6514 payroll taxes	67.60-	
6354 travel expense	76.85	
6354 travel expense	66.25-	
2589 David Bock; director fees-02/12/26.....		204.10
6310 02/12 reg mtg	221.00	
6514 payroll taxes	16.90-	
2590 Rich Cutler; director fee-02/12/26.....		204.10
6310 02/12 reg mtg	221.00	
6514 payroll taxes	16.90-	
2591 Myrtle Cruz, Inc.; bookkeeping-January.....		3,574.26
6333 bookkeeping expenses	2,800.00	
6340 office exp-prior	374.26	
6333 attend meeting	200.00	
6340 pos pay	200.00	
2592 Radcliffe Adams Barner; legal-320827.....		3,416.98
6320 general-legal	3,416.98	
2593 Langford Engineering, Inc.; 29703,29705.....		4,167.03
6322 general-29703	2,132.03	
6322 WWTP improv-29705	2,035.00	
2594 M. Marlon Ivy Associates, Inc.; 39061.....		25,947.55
6332 operator's fees	7,468.21	
6335 r&m-L/S	216.00	
6335 r&m-WTP	934.75	
6335 r&m-water dist	8,599.59	
4610 tap/inspect exp	180.00	
6335 r&m-sewer	606.50	

FAR HILLS UTILITY DISTRICT

Cash Report for Meeting of February 12th, 2026 Page : 6

4600 tap connection fees	4,350.00	
6202 sludge hauling	3,592.50	
2595 PM Utility Services; 8450.....		2,250.00
6335 LS#14-8450	2,250.00	
2596 Water Utility Services,Inc.; 107373.....		147.00
6324 laboratory-107373	147.00	
2597 North Water District Lab Svcs.; L/S-2600267.....		3,195.00
6324 lab-2600267	3,195.00	
2598 PVS DX Inc; STP-004878,001432.....		826.38
6342 chemicals-004878	190.00	
6342 chemicals-001432	636.38	
2599 Marathon Pest Control,LLC.; inv-4106C.....		99.75
6335 3160C-WHSE	99.75	
2600 Texas Diesel; 11427,11436,11438.....		2,546.88
6335 r&m-WTP-11427	1,692.56	
6335 r&m-LS-1-11436	397.52	
6335 r&m-LS-14-11438	456.80	
2601 Duffy's Lawn Care; district mowing-119.....		755.00
6335 r&m-office,WP	350.00	
6335 r&m-WGB L/S	40.00	
6335 WWTP-outside berm	40.00	
6335 WWTP-inside berm	95.00	
6335 WWTP-	230.00	
2602 T.C.E.Q.; 23006042-CWQ0381513-FY26.....		66.84
6326 permit fee	66.84	
2603 San Jacinto River Authority; pumpage-Jan.....		44.54
6328 reg wtr auth assessm	44.54	
2604 Assoc. of Water Board Directors; 236126,236474,236513.....		1,425.00
6354 Kuhl-201637	475.00	
6354 Shelly-236474	475.00	
6354 Haymon-236126	475.00	
2605 Off Cinco-website-34613.....		220.00
7395 website-	220.00	
2606 Verizon; 942076507-00001.....		356.32
6351 telephone expense	356.32	
2607 M Marlon Ivy & Associates; WWTP-39075.....		5,475.63
6332 operator-39075	2,200.00	
6435 r&m-WWTP-39075	3,141.63	
6435 r&m-STP	134.00	
2608 PM Utility Services; 8451,8452.....		1,293.10
6335 r&m-STP-8451	538.10	
6335 r&m-STP-8452	755.00	
2609 Texas Diesel; STP-11435,11437.....		2,441.20
6335 L/S#13-11437	634.64	
6335 STP-11435	1,806.56	
2610 Marathon Pest Control,LLC.; 999-4150C,4151C.....		2,178.75
6335 rodent svc-4151C	341.25	
6335 ant killer-4150C	1,837.50	
2611 KW solutions; back flow test-1367.....		220.00
6335 back flow	220.00	
2612 Elite Pumps & Mechanical,LLC; 19095.....		910.00
6335 bi-annual-blower	910.00	
2613 PVS DX Inc; STP-01457.....		636.38
6342 chemicals-general	636.38	
2614 CFI Services; Inc.; WWTP-9695095966.....		350.00
6335 r&m-WWTP-96950	350.00	
2615 Republic Services; 3-0853-0103988-dumpster-WWTP.....		99.64
6335 dumpster-Feb	99.64	
2616 Diana Lujan; clean admin bldg-Jan.....		240.00
6335 r&m-admin bld(4)	240.00	
2617 Entergy; 133959577.....		
2618 T-Mobile; 975694307.....		
previous cash balance	92,996.70	
5 receipts	84,557.95	
33 current checks	< 66,543.80 >	
other disbursements	< 9,029.91 >	
ending cash balance		101,980.94

FAR HILLS UTILITY DISTRICT

Cash Report for Meeting of February 12th, 2026 Page : 7

OPERATIONS FUNDS AVAILABLE February 12th, 2026

=====
\$101,980.94
=====

FAR HILLS UTILITY DISTRICT

Cash Report for Meeting of February 12th, 2026 Page : 8

DEPOSIT CHECKING (2980U) : CENTRAL BANK

Previous cash balance, January 8th, 2026			2,884.81
less: 12/31 svc chg.....			30.00

Beginning cash balance, February 12th, 2026			2,854.81

	previous cash balance	2,884.81	
	other disbursements	< 30.00 >	
	ending cash balance		2,854.81
			=====
DEPOSIT CHECKING FUNDS AVAILABLE February 12th, 2026			\$2,854.81
			=====

FAR HILLS UTILITY DISTRICT

Cash Report for Meeting of February 12th, 2026 Page : 9

COLLECTIONS (2980V) : CENTRAL BANK

Previous cash balance, January 8th, 2026			1,106.03
plus: 1150: water & sewer revenue.....			63,286.24
plus: 1156: tceq regulatory assessment.....			294.62
plus: 2161: customer meter deposits.....			3,250.00
plus: 4120: reconnection fees.....			650.00
plus: 4201: bulk sewer sales.....			2,626.56
plus: 4202: inspection fees.....			1,900.00
plus: 4300: reg wtr auth revenue.....			552.67
plus: 4330: penalties & interest-svc accts.....			283.24
plus: 4600: tap connection fees.....			9,180.00

	Total Deposits :		82,023.33
less: 12/31 returns-12/11-12/26.....			177.46
less: 12/31 svc chg.....			30.00
less: 02/12 transfer to Central-OR.....			81,000.00

Beginning cash balance, February 12th, 2026			1,921.90

01/02-01/30	previous cash balance		1,106.03
	82 receipts		82,023.33
	other disbursements	<	81,207.46 >
	ending cash balance		1,921.90
			=====
COLLECTIONS FUNDS AVAILABLE February 12th, 2026			\$1,921.90
			=====

FAR HILLS UTILITY DISTRICT

Cash Report for Meeting of February 12th, 2026 Page : 10

TAX (298TC) : CENTRAL BANK

Previous cash balance, January 8th, 2026				11,006.43
plus: 4320: property taxes.....				1,215,470.22
plus: 12/31 interest.....				2.69

Total Deposits :				1,215,472.91
less: 12/31 svc chg.....				30.00
less: 11/13 wire fee.....				20.00
less: 12/11 wire fee.....				20.00
less: 02/12 transfer to TxPool-00004.....				1,200,000.00

Beginning cash balance, February 12th, 2026				26,409.34

01/02-01/30	previous cash balance		11,006.43	
	20 receipts		1,215,472.91	
	other disbursements	<	1,200,070.00	>
	ending cash balance			26,409.34
				=====
TAX FUNDS AVAILABLE February 12th, 2026				\$26,409.34
				=====

FAR HILLS UTILITY DISTRICT

Cash Report for Meeting of February 12th, 2026 Page : 11

TAX ACCOUNT (298TX) : MMS/POOLS/CDS

Previous cash balance, January 8th, 2026 0.00

DEMAND DEPOSIT INVESTMENTS:

Texpool; #0004.....			1,201,687.97
previous balance	350,718.67		
02/12 M/O-TXP-002	180,737.70-		
02/12 D/S-TXP-001	169,262.30-		
01/31 interest	969.30		
02/12 tran TC CK	1,200,000.00		

previous investments		350,718.67	
deposits		1,200,969.30	
withdrawals	<	350,000.00	>
ending investments			1,201,687.97

TAX ACCOUNT FUNDS AVAILABLE February 12th, 2026

=====
\$1,201,687.97
=====

FAR HILLS UD

Property TAX Cash Receipts/Cash Disbursements

Month #	#1	#2	#3	#4	#5	#6	#7	#8	#9	#10	#11	#12	
Date of Bookkeeper Report	02/12/26												FYTD
Beginning Cash Balance	11,006.43	877,378.64	877,378.64	877,378.64	877,378.64	877,378.64	877,378.64	877,378.64	877,378.64	877,378.64	877,378.64	877,378.64	
Checking Account 01/01/2024													
<u>Revenue</u>													
Tax Receipts	1,215,470.22	0.00	0.00	0.00	0.00	0.00	0.00	0.00	0.00	0.00	0.00	0.00	1,215,470.22
Special Taxes collected	0.00	0.00	0.00	0.00	0.00	0.00	0.00	0.00	0.00	0.00	0.00	0.00	0.00
Misc.	0.00	0.00	0.00	0.00	0.00	0.00	0.00	0.00	0.00	0.00	0.00	0.00	0.00
Interest	971.99	0.00	0.00	0.00	0.00	0.00	0.00	0.00	0.00	0.00	0.00	0.00	971.99
Total Revenue	1,216,442.21	0.00	0.00	0.00	0.00	0.00	0.00	0.00	0.00	0.00	0.00	0.00	1,216,442.21
<u>Expense - Admin</u>													
Debt Service Transfers	169,262.30	0.00	0.00	0.00	0.00	0.00	0.00	0.00	0.00	0.00	0.00	0.00	169,262.30
Maintenance Tax Transfer	180,737.70	0.00	0.00	0.00	0.00	0.00	0.00	0.00	0.00	0.00	0.00	0.00	180,737.70
Overpayments Refunded	0.00	0.00	0.00	0.00	0.00	0.00	0.00	0.00	0.00	0.00	0.00	0.00	0.00
Legal - General	0.00	0.00	0.00	0.00	0.00	0.00	0.00	0.00	0.00	0.00	0.00	0.00	0.00
Legal - Delinquent Tax	0.00	0.00	0.00	0.00	0.00	0.00	0.00	0.00	0.00	0.00	0.00	0.00	0.00
Tax Assessor/Collector	0.00	0.00	0.00	0.00	0.00	0.00	0.00	0.00	0.00	0.00	0.00	0.00	0.00
MCAD Qtr & Certificate fee	0.00	0.00	0.00	0.00	0.00	0.00	0.00	0.00	0.00	0.00	0.00	0.00	0.00
Bookkeeping	0.00	0.00	0.00	0.00	0.00	0.00	0.00	0.00	0.00	0.00	0.00	0.00	0.00
Office Exp	70.00	0.00	0.00	0.00	0.00	0.00	0.00	0.00	0.00	0.00	0.00	0.00	70.00
Legal notice	0.00	0.00	0.00	0.00	0.00	0.00	0.00	0.00	0.00	0.00	0.00	0.00	0.00
Misc.	0.00	0.00	0.00	0.00	0.00	0.00	0.00	0.00	0.00	0.00	0.00	0.00	0.00
Total Admin Expense	350,070.00	0.00	0.00	0.00	0.00	0.00	0.00	0.00	0.00	0.00	0.00	0.00	350,070.00
Net Cash Flow	877,378.64	877,378.64	877,378.64	877,378.64	877,378.64	877,378.64	877,378.64	877,378.64	877,378.64	877,378.64	877,378.64	877,378.64	877,378.64

1,201,687.97 TX

26,409.34 TC

1,228,097.31

2025 D/S Tax Rate	0.2950	\$1,146,297
2025 M/O Tax Rate	0.3150	\$1,224,012
Total Rate	0.6100	\$2,370,308
Tax Levied		\$2,370,308
Assessed Value		388,575,104

**FAR HILLS UD
Energy Report 2025**

Date Of Service Check # Date Of Service	KWH USED												YTD TOTAL
	December	January	February	March	April	May	June	July	August	September	October	November	
	12/13-01/17	01/18-02/14	02/13-03/17	03/17-04/15	04/15-05/14	05/14-06/14	06/14-07/16	07/16-08/15	08/15-09/18	09/18-10/15	10/15-11/13	11/13-12/15	
WTP-135080380	15,337	13,337	13,337	18,737	17,137	21,467	18,737	23,267	23,068	26,537	21,867	16,937	229,765
Office-135009009	2,778	2,249	1,830	605	676	1,014	1,307	1,484	1,157	1,003	868	537	15,508
F.S. Whse.-134524909	417	397	581	385	349	359	350	329	366	350	370	404	4,657
LS #1-135035889	5,789	4,723	4,015	2,757	3,209	3,396	2,948	2,583	2,362	2,030	2,178	3,570	39,560
LS #2-135068088	730	1,277	1,275	815	658	562	503	415	470	380	323	437	7,845
LS #3-135059624	32	25	22	16	28	25	25	16	20	13	14	17	253
LS #4-135237659	138	107	108	81	109	122	103	93	119	70	75	99	1,224
LS #5-135155554	320	871	842	773	136	200	151	131	271	89	79	370	4,233
LS #6-135152387	181	145	141	123	152	268	159	158	162	110	112	135	1,846
LS #7-135171544	246	213	361	530	644	248	181	96	82	58	60	75	2,794
LS #8-135442093	342	220	188	164	293	248	247	159	247	143	148	196	2,595
LS #9-137038659	468	351	371	333	352	368	339	319	396	324	287	353	4,261
LS #10-137039160	1,189	996	1,051	1,000	900	945	311	66	87	66	67	81	6,759
LS #11-140201427	180	143	150	136	125	160	165	133	169	280	157	280	2,078
LS #12-140342643	344	393	262	239	262	298	676	250	985	280	224	347	4,560
LS #13-													0
LS #14-169814118	1,065	735	1,228	434	701	765	888	1,100	708	609	688	927	9,848
WWTP-136076775	51,514	42,640	34,156	42,742	42,641	48,438	43,870	43,733	43,982	46,481	46,229	49,979	536,405
TOTAL KWH USED	81,070	68,822	59,918	69,870	68,372	78,883	70,960	74,332	74,651	78,823	73,746	74,744	874,191

Off/Whse	20,165	2.31%
WP	229,765	26.28%
L/S	87,856	10.05%
WTP	536,405	61.36%
	874,191	874,191

Date Of Service Check # Date Of Service	AMOUNT PAID												YTD TOTAL
	December	January	February	March	April	May	June	July	August	September	October	November	
	12/13-01/17	01/17-02/15	02/13-03/17	03/17-04/15	04/15-05/14	05/14-06/14	06/14-07/16	07/16-08/15	08/15-09/18	09/18-10/15	10/15-11/13	11/13-12/15	
WTP-135080380	1,902.91	1,640.46	1,609.31	1,993.36	2,082.53	2,453.38	2,185.10	2,681.25	2,724.13	3,048.33	3,701.87	2,080.10	28,102.73
Office-135009009	382.30	297.53	285.51	137.05	168.75	189.96	199.98	201.16	191.71	182.06	251.17	141.71	2,628.89
F.S. Whse.-134524909	130.59	125.76	124.92	125.28	127.18	127.81	129.05	128.67	130.99	129.99	131.24	133.37	1,544.85
LS #1-135035889	667.89	544.09	527.02	377.21	506.84	518.58	500.11	358.80	378.17	357.33	377.72	465.24	5,579.00
LS #2-135068088	99.96	132.45	132.27	92.44	92.50	82.20	76.55	67.22	73.24	63.42	57.21	69.63	1,039.09
LS #3-135059624	25.36	24.10	23.86	23.31	24.94	24.62	24.65	23.68	24.14	23.36	23.46	23.79	289.27
LS #4-135237659	36.70	31.20	31.28	28.96	33.63	35.03	33.11	32.09	34.92	29.58	30.12	32.73	389.35
LS #5-135155554	56.14	97.31	94.80	88.81	36.53	43.39	38.30	36.25	51.51	31.65	30.57	62.34	667.60
LS #6-135152387	41.28	34.58	34.15	32.59	38.23	50.67	39.18	38.96	39.61	33.94	34.16	36.69	454.04
LS #7-135171544	48.21	40.37	53.18	67.78	91.00	48.51	41.56	32.42	30.89	28.28	28.50	30.12	540.82
LS #8-135442093	58.49	40.99	38.22	36.13	53.36	48.51	48.70	39.28	48.88	37.54	38.09	43.32	531.51
LS #9-137038659	71.97	52.31	54.05	50.74	59.68	61.39	58.74	56.76	65.17	57.31	53.27	60.47	701.86
LS #10-137039160	149.02	108.10	112.89	108.46	118.44	123.29	55.70	29.15	31.43	29.15	29.27	30.78	925.68
LS #11-140201427	41.19	34.32	34.92	33.71	35.35	39.09	39.85	36.46	40.38	35.37	39.06	52.52	462.22
LS #12-140342643	58.70	55.95	44.61	42.62	50.03	53.90	95.34	49.23	129.42	52.51	46.39	59.83	738.53
LS #13-													0.00
LS #14-169614118	135.76	85.55	128.19	59.47	97.10	103.98	118.35	142.00	99.20	88.41	97.02	123.14	1,278.17
WWTP-136076775	4,055.14	3,039.57	2,584.98	3,034.20	3,423.13	3,786.79	3,516.24	3,506.51	3,632.98	3,789.82	3,751.82	3,965.65	42,066.83
TOTAL PAID	7,961.61	6,384.64	5,894.16	6,332.12	7,039.22	7,791.10	7,200.51	7,459.89	7,726.77	8,018.05	8,720.94	7,411.43	87,940.44

Off/Whse	\$4,173.74	4.7%
WP	\$28,102.73	32.0%
L/S	\$13,597.14	15.5%
WTP	\$42,066.83	47.8%
	\$87,940.44	100.00%

Rjourney
C/O Forest Meichtry
5 Legacy Dr.
Goldendale, WA 98620

11/09/25

ap@riourney.com

Reference: Far Hills-Sanitary Sewer Agreement-Quarterly Billing

Dear Customer,

As part of the Sewer Service Agreement between Far Hills Utility District and WGB RV Parks,LLC., we are requesting the following fees and cost reimbursed to the District:

WGB Operations and Maintenance:		Amount	Amount Due	District Check #	Pro-Rata Share		
Jul-25	Aug-25	\$80.00	\$80.00	2418	100%		
		\$650.00	\$650.00	2429	100%		
Aug-25	Sep-25	\$675.00	\$675.00	2430	100%		
		\$120.00	\$120.00	2446	100%		
Sep-25	Oct-25	\$0.00	\$0.00		100%		
		\$0.00	\$0.00		100%		
		\$768.00	\$768.00	2472	100%		
		\$80.00	\$80.00	2474	100%		
		\$72.00	\$72.00	2480	100%		
		\$0.00	\$0.00		100%		
		\$0.00	\$0.00		100%		
FH UD/WGB Shared Operations and Maintenance:							
Jul-25	Aug-25	\$3,786.79	\$68.54	2392	1.81%		
		\$370.42	\$6.70	2395	1.81%		
		\$963.00	\$17.43	2405	1.81%		
		\$460.00	\$8.33	2418	1.81%		
		\$8,355.83	\$151.24	2421	1.81%		
		\$8,781.65	\$158.95	2422	1.81%		
		\$5,253.12	\$95.08	2423	1.81%		
		\$1,611.78	\$29.17	2424	1.81%		
		\$829.03	\$15.01	2425	1.81%		
		\$160.00	\$2.90	2426	1.81%		
		\$99.75	\$1.81	2427	1.81%		
		\$374.58	\$6.78	2428	1.81%		
		Aug-25	Sep-25	\$3,518.24	\$74.23	2432	2.11%
				\$8,276.77	\$174.64	2441	2.11%
\$690.00	\$14.56			2446	2.11%		
\$4,072.51	\$85.93			2447	2.11%		
\$3,039.00	\$64.12			2448	2.11%		
\$805.89	\$17.00			2449	2.11%		
\$2,386.25	\$50.35			2450	2.11%		
\$5,909.76	\$124.70			2451	2.11%		
\$375.30	\$7.92			2453	2.11%		
\$274.57	\$5.79			2454	2.11%		
Sep-25	Oct-25	\$3,508.51	\$72.63	2457	2.07%		
		\$27,974.48	\$579.07	2466	2.07%		
		\$350.00	\$7.25	2474	2.07%		
		\$374.58	\$7.75	2477	2.07%		
		\$274.78	\$5.69	2478	2.07%		
		\$2,202.25	\$45.59	2480	2.07%		
		\$1,645.00	\$34.05	2481	2.07%		
		\$1,611.77	\$33.36	2482	2.07%		
		\$1,485.00	\$30.74	2483	2.07%		

\$102,265.61	\$3,037.31	DUE From WGB
	\$0.00	Prior Balance
	(\$3,037.31)	1/23/2026
	(\$0.00)	TOTAL

Please make payment upon receipt to the address as indicated below. For questions of comments please call or e-mail our office.

Terry Holland
 Myrtle Cruz, Inc
 terry.holland@mcruz.com
 713-759-1368

Flow Chart/Invoices Attached

Please Mail Payment To:
Far Hills Utility District
C/O Myrtle Cruz, Inc.
3401 Louisiana St. STE 400
Houston TX 77002-9552

Please make check payable to FAR HILLS UTILITY DISTRICT

Far Hills Utility District
Budget for Fiscal Year Ending December 31, 2025

02/12/26

Revenue :	1 months					variance	Prior month Actual YTD
	Actual MTD	Budget MTD	Actual YTD	Budget YTD	Annual \$		
Water Revenue	31,260.56	27,916.67	31,260.56	27,916.67	335,000.00	3,343.89	0.00
Sewer Revenue	32,142.95	28,750.00	32,142.95	28,750.00	345,000.00	0.00	0.00
New connect/Reconnect Fee	650.00	1,250.00	650.00	1,250.00	15,000.00	(600.00)	0.00
Penalty & Interest	283.24	541.67	283.24	541.67	6,500.00	(258.43)	0.00
SJRA Fee Revenue	552.67	733.33	552.67	733.33	8,800.00	(180.66)	0.00
Interest Earned	9,438.86	14,583.33	9,438.86	14,583.33	175,000.00	(5,144.47)	0.00
Miscellaneous	0.00	0.00	0.00	0.00	0.00	0.00	0.00
Water/Sewer Revenue-WGB RV	2,626.56	2,250.00	2,626.56	2,250.00	27,000.00	376.56	0.00
Quarterly Billing WGB RV	3,037.21	833.33	3,037.21	833.33	10,000.00	0.00	0.00
Trans from CA-WWTP Lease	0.00	0.00	0.00	0.00	0.00	0.00	0.00
Maintenance Tax	180,737.70	99,960.92	180,737.70	99,960.92	1,199,531.00	80,776.78	0.00
Tap Connections/Inspections	11,080.00	2,916.67	11,080.00	2,916.67	35,000.00	8,163.33	0.00
	271,809.75	179,735.92	271,809.75	179,735.92	2,156,831.00		92,073.83

Expenses :	1 months					variance	Actual YTD
	Actual MTD	Budget MTD	Actual YTD	Budget YTD	Annual \$		
Computer Software	0.00	0.00	0.00	0.00	0.00	0.00	0.00
Director Fees	2,431.00	1,583.33	2,431.00	1,583.33	19,000.00	(847.67)	0.00
Sec/Monthly Minutes	0.00	0.00	0.00	0.00	0.00	0.00	0.00
Payroll Tax	415.50	125.00	415.50	125.00	1,500.00	(290.50)	0.00
Legal Fees	3,416.98	4,916.67	3,416.98	4,916.67	59,000.00	1,499.69	0.00
Legal Fees-Special	0.00	41.67	0.00	41.67	500.00	41.67	0.00
Legal-Election	0.00	41.67	0.00	41.67	5,000.00	41.67	0.00
Election Expense	0.00	1,250.00	0.00	1,250.00	15,000.00	1,250.00	0.00
Publication Legal Notices	0.00	41.67	0.00	41.67	5,000.00	41.67	0.00
Audit	0.00	1,916.67	0.00	1,916.67	23,000.00	1,916.67	0.00
Engineering-WWTP Improvements	0.00	6,250.00	0.00	6,250.00	75,000.00	6,250.00	0.00
Engineering	4,167.03	5,583.33	4,167.03	5,583.33	67,000.00	1,416.30	0.00
Lab Expenses-WTR	3,342.00	666.67	3,342.00	666.67	8,000.00	(2,675.33)	0.00
Lab Expenses-SWR	0.00	2,416.67	0.00	2,416.67	29,000.00	2,416.67	0.00
Permit Fees	0.00	750.00	0.00	750.00	9,000.00	750.00	0.00
Operator Fees	7,468.21	5,000.00	7,468.21	5,000.00	60,000.00	(2,468.21)	0.00
Operator-Billing Fees	0.00	1,416.67	0.00	1,416.67	17,000.00	1,416.67	0.00
Operator Admin Fees	0.00	1,000.00	0.00	1,000.00	12,000.00	1,000.00	0.00
Operator Fees-WWTP	2,200.00	2,916.67	2,200.00	2,916.67	35,000.00	716.67	0.00
Bookkeeping & WWTP qtr billing fee	3,200.00	3,250.00	3,200.00	3,250.00	39,000.00	50.00	0.00
Office Exp/Bank Chgs	564.01	3,333.33	564.01	3,333.33	40,000.00	2,769.32	0.00
R & M-WWTP & Dumpster	7,324.59	6,750.00	7,324.59	6,750.00	81,000.00	(574.59)	0.00
Repair & Maint-L/S & Sewer	3,072.50	16,666.67	3,072.50	16,666.67	200,000.00	13,594.17	0.00
Rep./Maint WTR/General/Bldr Dmgs/Mow	15,389.97	13,166.67	15,389.97	13,166.67	158,000.00	(2,223.30)	0.00
R & M-Admin Bldg/Whse & Trash collection	99.75	1,416.67	99.75	1,416.67	17,000.00	1,316.92	0.00
R&M-WWTP Improvements	0.00	70,833.33	0.00	70,833.33	850,000.00	70,833.33	0.00
R & M-SS/Smoke test	0.00	0.00	0.00	0.00	0.00	0.00	0.00
R & M - Flushing	0.00	250.00	0.00	250.00	3,000.00	250.00	0.00
R & M - Landscaping/mowing	350.00	666.67	350.00	666.67	8,000.00	316.67	0.00
R & M - Office Bldg cleaning	240.00	266.67	240.00	266.67	3,200.00	26.67	0.00
Sludge Removal	3,592.50	3,666.67	3,592.50	3,666.67	44,000.00	74.17	0.00
Inspection Fees	0.00	0.00	0.00	0.00	0.00	0.00	0.00
Water Tap Expense	4,530.00	2,083.33	4,530.00	2,083.33	25,000.00	(2,446.67)	0.00
Sewer Tap Expense	0.00	1,250.00	0.00	1,250.00	15,000.00	1,250.00	0.00
Inspection Expense	0.00	583.33	0.00	583.33	7,000.00	583.33	0.00
Water Meter/ Replacements/Vault	0.00	3,916.67	0.00	3,916.67	47,000.00	3,916.67	0.00
Chemicals-Water	0.00	2,083.33	0.00	2,083.33	25,000.00	2,083.33	0.00
Chemicals-WWTP	1,462.76	1,250.00	1,462.76	1,250.00	15,000.00	(212.76)	0.00
R & M-District Fence	0.00	0.00	0.00	0.00	0.00	0.00	0.00
Utilities-Off/Whse	275.08	416.67	275.08	416.67	5,000.00	141.59	0.00
Utilities-WP	2,080.10	2,833.33	2,080.10	2,833.33	34,000.00	753.23	0.00
Utilities-L/S	1,090.60	1,250.00	1,090.60	1,250.00	15,000.00	159.40	0.00
Utilities-WTTP	3,965.65	3,916.67	3,965.65	3,916.67	47,000.00	(48.98)	0.00
Telephone	1,143.00	525.00	1,143.00	525.00	6,300.00	(618.00)	0.00
Insurance & Bonds	0.00	3,333.33	0.00	3,333.33	40,000.00	3,333.33	0.00
Travel Expense/registration	3,040.47	833.33	3,040.47	833.33	10,000.00	(2,207.14)	0.00
Lone Star GWCD fees	0.00	1,250.00	0.00	1,250.00	15,000.00	1,250.00	0.00
SJRA Fees	44.54	333.33	44.54	333.33	4,000.00	288.79	0.00
TCEQ Fees	-13.16	833.33	-13.16	833.33	10,000.00	846.49	0.00
Security Monitoring/Security Cameras	0.00	500.00	0.00	500.00	6,000.00	500.00	0.00
Financial Advisor	0.00	0.00	0.00	0.00	0.00	0.00	0.00
Meter Program Lease	0.00	0.00	0.00	0.00	0.00	0.00	0.00
Contingency	0.00	416.67	0.00	416.67	5,000.00	416.67	0.00
Computer/internet expense/website	220.00	625.00	220.00	625.00	7,500.00	405.00	0.00
Misc./Org Dues/IRS Notif/meter hosting	0.00	183.33	0.00	183.33	2,200.00	183.33	0.00
	75,113.08	185,350.00	75,113.08	185,350.00	2,224,200.00		110,236.92

Begin Report Balance	6,017,184.63	6,017,184.63			0
Net Surplus or (Deficit)	196,696.67	196,696.67	(67,369.00)		0
Deposits-Net	3,250.00	3,250.00			0
prior yr -credit/debit	0.00	0.00			0
Audit Construction	0.00	0.00			0
Deposits received-Level Tx Corp	0.00	0.00			0
2024 Bond	0.00	0.00			0
Att General Fee	0.00	0.00			0
Engineering-Developer Bond/WTR Main Rehab	0.00	0.00			0
ClearLake Asset Mgmt-Kahlenburg	0.00	0.00			0
Walker Tract/LevelTx	0.00	0.00			0
Legal-SPECIAL	0.00	0.00			0
Trans from-CA-surplus-2015	0.00	0.00			0
Transfers-CA-Surplus M/O repairs	0.00	0.00			0
Escheatment	0.00	0.00			0
Future escheatment-closed BBVA/PNC	0.00	0.00			0
Entergy Detail/payment	0.00	0.00			0
WGB RV Park-purchased capacity	0.00	0.00			0
WGB RV PARK legal	0.00	0.00			0
Ending Report Balance	6,217,131.30	6,217,131.30			0

	BUDGET 2023	BUDGET 2024	BUDGET 2025	BUDGET 2026		
TOTAL REVENUE	1,546,282.00	1,941,500.00	2,064,500.00	2,156,831.00	Operating-OP	6,110,373.65
TOTAL EXPENSES	999,830.00	1,190,830.00	1,294,130.00	2,224,200.00	Collections-OQ	0.00
PROPOSED NET	546,432.00	750,670.00	770,370.00	-67,369.00	Operating-OR	101,980.94
NET INCOME-ACTUAL	811,062.57	976,640.88	758,123.26	0.00	Operating-OS	0.00
					Refunds-OT	0.00
					Refunds-OV	2,854.81
					Collections-OV	1,921.90
						6,217,131.30

Far Hills Utility District
Cash Flow Comparison

Fiscal Year-2025

MEETING Month/Year	1 February-26 1 month	2 March-26 1 month	3 April-26 1 month	4 May-26 1 month	5 June-26 1 month	6 July-26 1 month	7 August-26 1 month	8 September-26 1 month	9 October-26 1 month	10 November-26 1 month	11 December-26 1 month	12 January-27 1 month	2025 Totals
REVENUES:													
Water Revenue	31,260.56	0.00	0.00	0.00	0.00	0.00	0.00	0.00	0.00	0.00	0.00	0.00	31,260.56
Sewer Revenue	32,142.95	0.00	0.00	0.00	0.00	0.00	0.00	0.00	0.00	0.00	0.00	0.00	32,142.95
New connect/Reconnect Fee	650.00	0.00	0.00	0.00	0.00	0.00	0.00	0.00	0.00	0.00	0.00	0.00	650.00
Penalty & Interest	283.24	0.00	0.00	0.00	0.00	0.00	0.00	0.00	0.00	0.00	0.00	0.00	283.24
SJRA Fee Revenue	552.67	0.00	0.00	0.00	0.00	0.00	0.00	0.00	0.00	0.00	0.00	0.00	552.67
Interest Earned	9,438.86	0.00	0.00	0.00	0.00	0.00	0.00	0.00	0.00	0.00	0.00	0.00	9,438.86
Miscellaneous	0.00	0.00	0.00	0.00	0.00	0.00	0.00	0.00	0.00	0.00	0.00	0.00	0.00
Water/Sewer Revenue-WGB RV	2,626.56	0.00	0.00	0.00	0.00	0.00	0.00	0.00	0.00	0.00	0.00	0.00	2,626.56
Quarterly Billing WGB RV	3,037.21	0.00	0.00	0.00	0.00	0.00	0.00	0.00	0.00	0.00	0.00	0.00	3,037.21
Trans from CA-WWTP Lease	0.00	0.00	0.00	0.00	0.00	0.00	0.00	0.00	0.00	0.00	0.00	0.00	0.00
Maintenance Tax	180,737.70	0.00	0.00	0.00	0.00	0.00	0.00	0.00	0.00	0.00	0.00	0.00	180,737.70
Tap Connections	11,080.00	0.00	0.00	0.00	0.00	0.00	0.00	0.00	0.00	0.00	0.00	0.00	11,080.00
TOTAL REVENUES	271,809.75	0.00	0.00	0.00	0.00	0.00	0.00	0.00	0.00	0.00	0.00	0.00	271,809.75
EXPENDITURES:													
Computer Software	0.00	0.00	0.00	0.00	0.00	0.00	0.00	0.00	0.00	0.00	0.00	0.00	0.00
Director Fees	2,431.00	0.00	0.00	0.00	0.00	0.00	0.00	0.00	0.00	0.00	0.00	0.00	2,431.00
Monthly Minutes Fees	0.00	0.00	0.00	0.00	0.00	0.00	0.00	0.00	0.00	0.00	0.00	0.00	0.00
Payroll Tax	415.50	0.00	0.00	0.00	0.00	0.00	0.00	0.00	0.00	0.00	0.00	0.00	415.50
Legal Fees	3,416.98	0.00	0.00	0.00	0.00	0.00	0.00	0.00	0.00	0.00	0.00	0.00	3,416.98
Legal Fees -Special	0.00	0.00	0.00	0.00	0.00	0.00	0.00	0.00	0.00	0.00	0.00	0.00	0.00
Legal-Election	0.00	0.00	0.00	0.00	0.00	0.00	0.00	0.00	0.00	0.00	0.00	0.00	0.00
Election Expense	0.00	0.00	0.00	0.00	0.00	0.00	0.00	0.00	0.00	0.00	0.00	0.00	0.00
Publication Legal Notices	0.00	0.00	0.00	0.00	0.00	0.00	0.00	0.00	0.00	0.00	0.00	0.00	0.00
Audit	0.00	0.00	0.00	0.00	0.00	0.00	0.00	0.00	0.00	0.00	0.00	0.00	0.00
Audit-Special	0.00	0.00	0.00	0.00	0.00	0.00	0.00	0.00	0.00	0.00	0.00	0.00	0.00
Engineering	4,167.03	0.00	0.00	0.00	0.00	0.00	0.00	0.00	0.00	0.00	0.00	0.00	4,167.03
Lab Expenses-WTR	3,342.00	0.00	0.00	0.00	0.00	0.00	0.00	0.00	0.00	0.00	0.00	0.00	3,342.00
Lab Expenses-SWR	0.00	0.00	0.00	0.00	0.00	0.00	0.00	0.00	0.00	0.00	0.00	0.00	0.00
Permit Fees	0.00	0.00	0.00	0.00	0.00	0.00	0.00	0.00	0.00	0.00	0.00	0.00	0.00
Operator Fees	7,468.21	0.00	0.00	0.00	0.00	0.00	0.00	0.00	0.00	0.00	0.00	0.00	7,468.21
Operator-Billing Fees	0.00	0.00	0.00	0.00	0.00	0.00	0.00	0.00	0.00	0.00	0.00	0.00	0.00
Operator Admin Fees	0.00	0.00	0.00	0.00	0.00	0.00	0.00	0.00	0.00	0.00	0.00	0.00	0.00
Operator fees-WWTR	2,200.00	0.00	0.00	0.00	0.00	0.00	0.00	0.00	0.00	0.00	0.00	0.00	2,200.00
Bookkeeping/Mgr Fees	3,200.00	0.00	0.00	0.00	0.00	0.00	0.00	0.00	0.00	0.00	0.00	0.00	3,200.00
Office Exp/Bank Chgs.	564.01	0.00	0.00	0.00	0.00	0.00	0.00	0.00	0.00	0.00	0.00	0.00	564.01
Rep. & Maint.-WWTP	7,324.59	0.00	0.00	0.00	0.00	0.00	0.00	0.00	0.00	0.00	0.00	0.00	7,324.59
Rep. & Maint.-L/S	3,072.50	0.00	0.00	0.00	0.00	0.00	0.00	0.00	0.00	0.00	0.00	0.00	3,072.50
Rep. & Maint.-Gen,Misc,Dumpste	15,389.97	0.00	0.00	0.00	0.00	0.00	0.00	0.00	0.00	0.00	0.00	0.00	15,389.97
Rep. & Maint-Special	99.75	0.00	0.00	0.00	0.00	0.00	0.00	0.00	0.00	0.00	0.00	0.00	99.75
Rep. & Maint-Admin Bldg	0.00	0.00	0.00	0.00	0.00	0.00	0.00	0.00	0.00	0.00	0.00	0.00	0.00
Rep. & Maint-SS/Smoke testing	0.00	0.00	0.00	0.00	0.00	0.00	0.00	0.00	0.00	0.00	0.00	0.00	0.00
R & M - Flushing.	0.00	0.00	0.00	0.00	0.00	0.00	0.00	0.00	0.00	0.00	0.00	0.00	0.00
R & M - Landscaping	350.00	0.00	0.00	0.00	0.00	0.00	0.00	0.00	0.00	0.00	0.00	0.00	350.00
R & M - Off Bldg cleaning	240.00	0.00	0.00	0.00	0.00	0.00	0.00	0.00	0.00	0.00	0.00	0.00	240.00
Sludge Removal	3,592.50	0.00	0.00	0.00	0.00	0.00	0.00	0.00	0.00	0.00	0.00	0.00	3,592.50
Inspection Fees	0.00	0.00	0.00	0.00	0.00	0.00	0.00	0.00	0.00	0.00	0.00	0.00	0.00
Water Tap Expense	4,530.00	0.00	0.00	0.00	0.00	0.00	0.00	0.00	0.00	0.00	0.00	0.00	4,530.00
Sewer Tap Expense	0.00	0.00	0.00	0.00	0.00	0.00	0.00	0.00	0.00	0.00	0.00	0.00	0.00
Sewer Expense-Inspect	0.00	0.00	0.00	0.00	0.00	0.00	0.00	0.00	0.00	0.00	0.00	0.00	0.00
Water Meter Replacements	0.00	0.00	0.00	0.00	0.00	0.00	0.00	0.00	0.00	0.00	0.00	0.00	0.00
Chemicals (Wtp)	0.00	0.00	0.00	0.00	0.00	0.00	0.00	0.00	0.00	0.00	0.00	0.00	0.00
Chemicals (Stp)	1,462.76	0.00	0.00	0.00	0.00	0.00	0.00	0.00	0.00	0.00	0.00	0.00	1,462.76
Utilities	0.00	0.00	0.00	0.00	0.00	0.00	0.00	0.00	0.00	0.00	0.00	0.00	0.00
Utilities-Off/Whse	275.08	0.00	0.00	0.00	0.00	0.00	0.00	0.00	0.00	0.00	0.00	0.00	275.08
Utilities-WP	2,080.10	0.00	0.00	0.00	0.00	0.00	0.00	0.00	0.00	0.00	0.00	0.00	2,080.10
Utilities-L/S	1,090.60	0.00	0.00	0.00	0.00	0.00	0.00	0.00	0.00	0.00	0.00	0.00	1,090.60
Utilities-WTTP	3,965.65	0.00	0.00	0.00	0.00	0.00	0.00	0.00	0.00	0.00	0.00	0.00	3,965.65
Telephone	1,143.00	0.00	0.00	0.00	0.00	0.00	0.00	0.00	0.00	0.00	0.00	0.00	1,143.00
Insurance & Bonds	0.00	0.00	0.00	0.00	0.00	0.00	0.00	0.00	0.00	0.00	0.00	0.00	0.00
Travel Expense	3,040.47	0.00	0.00	0.00	0.00	0.00	0.00	0.00	0.00	0.00	0.00	0.00	3,040.47
SJRA qtr-wtr fees	0.00	0.00	0.00	0.00	0.00	0.00	0.00	0.00	0.00	0.00	0.00	0.00	0.00
SJRA Fees	44.54	0.00	0.00	0.00	0.00	0.00	0.00	0.00	0.00	0.00	0.00	0.00	44.54
TCEQ Water Fee	(13.16)	0.00	0.00	0.00	0.00	0.00	0.00	0.00	0.00	0.00	0.00	0.00	(13.16)
Security Monitoring	0.00	0.00	0.00	0.00	0.00	0.00	0.00	0.00	0.00	0.00	0.00	0.00	0.00
Financial Advisor	0.00	0.00	0.00	0.00	0.00	0.00	0.00	0.00	0.00	0.00	0.00	0.00	0.00
Meter Program Lease	0.00	0.00	0.00	0.00	0.00	0.00	0.00	0.00	0.00	0.00	0.00	0.00	0.00
Contingency	0.00	0.00	0.00	0.00	0.00	0.00	0.00	0.00	0.00	0.00	0.00	0.00	0.00
Computer/Internet Access Fee	220.00	0.00	0.00	0.00	0.00	0.00	0.00	0.00	0.00	0.00	0.00	0.00	220.00
Misc/Org Dues/IRS Notification	0.00	0.00	0.00	0.00	0.00	0.00	0.00	0.00	0.00	0.00	0.00	0.00	0.00
TOTAL EXPENDITURES	75,113.08	0.00	0.00	0.00	0.00	0.00	0.00	0.00	0.00	0.00	0.00	0.00	75,113.08
Net Surplus/(Deficit)	196,696.67	0.00	0.00	0.00	0.00	0.00	0.00	0.00	0.00	0.00	0.00	0.00	196,696.67

INVESTMENT REPORT, AUTHORIZATION AND REVIEW

Report for
Far Hills Utility District

Prepared for the reporting period ("Period") from

1/8/2026

to

2/12/2026

Demand Deposit Accounts		Rate		Begin Value	Interest earned	Deposits or	Ending Value	N.A.V.	Market
fund	Money Market Savings			for Period	this period	(Withdrawals)	for Period		
DS	Central Bank	0.0000%	MMS	0.00	0.00	0.00	0.00		
OP	Central Bank	0.0000%	MMS	0.00	0.00	0.00	0.00		
FDIC Insured to 250K		0.0000%		0.00	0.00	0.00	0.00		

Investment Pools		Rate	Beginning Value for Period			Interest earned	Deposits or	Ending Value for Period		
fund			Book	N.A.V.	Market	this period	(Withdrawals)	Book	N.A.V.	Market
CA	Texstar 44440	3.7078%	1,019,749.21	1.000250	1,020,004.15	3,210.93	0.00	1,022,960.14	1.000140	1,023,103.35
Rated AAAM		3.7078%	1,019,749.21		1,020,004.15	3,210.93	0.00	1,022,960.14		1,023,103.35

Investment Pools		Rate	Beginning Value for Period			Interest earned	Deposits or	Ending Value for Period		
fund			Book	N.A.V.	Market	this period	(Withdrawals)	Book	N.A.V.	Market
BF	Texpool 00001	3.7098%	1,185,587.29	1.000180	1,185,800.70	3,678.95	169,262.30	1,358,528.54	1.000090	1,358,650.81
CA	Texpool 00003	3.7098%	1,850,707.53	1.000180	1,851,040.66	5,957.64	0.00	1,856,665.17	1.000090	1,856,832.27
OP	Texpool 00002	3.7098%	3,000,197.09	1.000180	3,000,737.13	9,438.86	180,737.70	3,190,373.65	1.000090	3,190,660.78
Rated AAAM		3.7098%	6,036,491.91		6,037,578.48	19,075.45	350,000.00	6,405,567.36		6,406,143.86

Certificates of Deposits		Rate	Purchase Value	Term in Days	Begin Value for Period	Interest accrued this period	Deposits or (Withdrawals)	Ending Value for Period	Date of Purchase	Date of Maturity
OP	Third Coast Bank	4.15%	230,000.00	365.00	235,543.95	941.42	0.00	236,485.37	6/10/2025	6/10/2026
OP	Bank of Houston	4.18%	230,000.00	365.00	235,584.02	948.23	0.00	236,532.25	6/10/2025	6/10/2026
OP	Wallis State Bank	4.15%	230,000.00	365.00	235,543.95	941.42	0.00	236,485.37	6/10/2025	6/10/2026
OP	Cadence Bank	4.50%	230,000.00	365.00	236,011.51	1,020.82	0.00	237,032.33	6/10/2025	6/10/2026
OP	CDARS-Central	3.92%	2,000,000.00	182.00	2,024,056.99	7,732.60	0.00	2,031,789.59	9/18/2025	3/19/2026
FDIC Insured to 250K		4.0224%	2,920,000.00	1,642.00	2,966,740.41	11,584.50	0.00	2,978,324.91		

Federal Obligations		Simple APR	Purchase Value	Term in Days	Begin Period Market Value	Gain (Loss) to Market Value	Deposits or (Withdrawals)	Ending Period Market Value	Date of Purchase	Date of Maturity
		0.0000%	0.00	0	0.00	0.00	0.00	0.00		
			0.00	0	0.00	0.00	0.00	0.00		

total investments 4.0862% 9,976,241.12 1642 10,024,323.03 33,870.88 350,000.00 10,406,852.41 wam: 18

Compliance Statement.

The investments (reported on above) for the Period are in compliance with the investment strategy expressed in the District's Investment Policy and the Public Funds Investment Act.


Review.

This report and the District's Investment Policy are submitted to the Board for its review and to make any changes thereto as determined by the Board to be necessary and prudent for the management of District funds.

Signatures.

Myrtle Cruz, Inc. Invest.xls version 2.4a

Inv. Officer 02/12/26
(please sign & date)


Bookkeeper (Myrtle Cruz, Inc.)

Mary Jarmon Investment Training 10/20/25-27
Terry Holland Investment Training 10/19/24-26

James Haymon-President



**CENTRAL BANK - PUBLIC FUNDS
DEPOSIT COLLATERAL REPORT
DISTRICTS WITH COLLATERAL PLEDGED**

Effective Date: 01/05/2026

Accounts Through: 01/04/2026 7:00 PM

Forecasting Through:

ICS Accounts Through: 01/04/2026 7:00 PM

FAR HILLS UD

Tax ID:
FHLB Pledge Code: 20135
1st Consultant: MCI
2nd Consultant:

PLEDGE

DEPOSITS

Acct No	Funds Type	Class	Balance	Interest	Total	Current Month Average	Prior Month Average	ICS Acct No	ICS Balance
Demand Deposits									
	PF/CKG	65	\$99,929.80	\$0.00	\$99,929.80	\$100,820.38	\$117,288.40	776018041	\$0.00
	DDA								
	PF/CKG	65	\$37,188.60	\$0.00	\$37,188.60	\$37,166.20	\$147,849.51	776018068	\$0.00
	DDA								
	PF/CKG	65	\$240,000.00	\$0.00	\$240,000.00	\$239,985.00	\$153,938.06	776018076	\$151,105.70
	DDA								
	PF/CKG	65	\$7,635.98	\$0.00	\$7,635.98	\$7,635.98	\$7,932.97	776018084	\$0.00
	DDA								
	PF/CKG	65	\$45,026.81	\$0.00	\$45,026.81	\$44,962.69	\$54,088.13	776029655	\$0.00
	DDA								
Subtotal Demand Deposits			\$429,781.19	\$0.00	\$429,781.19	\$430,570.25	\$481,097.07		\$151,105.70
Total Deposits			\$429,781.19	\$0.00	\$429,781.19	\$430,570.25	\$481,097.07		\$151,105.70

SECURITIES

Safekeeping	Agency	CUSIP	Pool No.	Maturity	Date Pledged	Units Pledged	Market Value
FHLB-D	BEXAR	088281Y87	BX1	06/15/2028	12/09/2025	110,000	\$104,843.62
FHLB-D	KFRED	3137FF3X3	K741	12/25/2027	09/11/2025	253,000	\$232,204.10
FHLB-D	TCMUD17	89440KHD1	TC17	09/01/2029	11/13/2025	88,000	\$91,749.53
Total Securities Pledged						451,000	\$428,797.25

DEPOSIT COLLATERAL CALCULATION

	Account Balances	FDIC Insurance	Collateral Required
Subtotal Demand Deposits:	\$429,781.19	\$250,000.00	\$179,781.19
Subtotal Time/Svgs/MMA:	\$0.00	\$0.00	\$0.00
Subtotal Bond Fund Deposits:	\$0.00	\$0.00	\$0.00
TOTALS:	\$429,781.19	\$250,000.00	\$179,781.19

DEPOSIT COLLATERAL POSITION

	Deposits Requiring Collateral	Securities Pledged	Excess Collateral	% Pledged
At 100%	\$179,781.19	\$428,797.25	\$249,016.06	239%
At 105%	\$188,770.25	\$428,797.25	\$240,027.00	227%



Monthly Rate History

Rate History

Year:

2025 ▼

Month	Avg. Rate
JAN	4.3896%
FEB	4.3625%
MAR	4.3394%
APR	4.3288%
MAY	4.2954%
JUN	4.2843%
JUL	4.2950%
AUG	4.2859%
SEP	4.2135%
OCT	4.1167%
NOV	3.9811%
DEC	3.8246%

(1) This weighted average maturity calculation uses the SEC rule 2a7 definition for stated maturity for any floating rate instruments held in the portfolio to determine the weighted average maturity for the pool. This rule specifies that a variable rate instrument to be paid in 397 calendar days or less shall be deemed to have a maturity equal to the period remaining until the next readjustment of the interest rate.

(2) This weighted average maturity calculation uses the final maturity of any floating rate instruments held in the portfolio to calculate the weighted average maturity for the pool.

(3) The yield for each date reflects a partial waiver of management fees, as provided for in the TexSTAR Information Statement.


TexSTAR Participant Services * HilltopSecurities

717 N Harwood, Suite 3400 * Dallas, Texas 75201 * www.texstar.org * 1-800-TEX-STAR * 214-953-8890 * FAX 214-953-8878



Quarterly Update

TexPool and TexPool Prime



Investor Goal

The investor goal for both TexPool and TexPool Prime is preservation and safety of principal, liquidity and yield.

Pool Features


- Administered by the Texas Comptroller of Public Accounts.
- Managed and serviced by Federated Hermes.
- Highest possible ratings from S&P Global Ratings underscores the portfolios' high credit quality, daily liquidity and relative safety.
- High asset levels give the benefit of economies of scale.

Portfolio Overviews as of 12/31/25

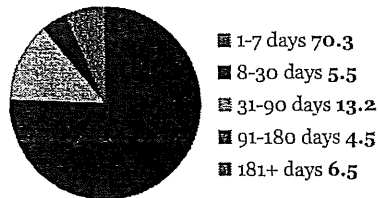
TexPool

Pool Assets \$36.2 billion

Portfolio Composition (%)



Effective Maturity Schedule (%)



Weighted Average Maturity

39 Days

Credit Rating

AAAam S&P Global Ratings


Portfolio Managers

Susan Hill, CFA
Deborah Cunningham, CFA

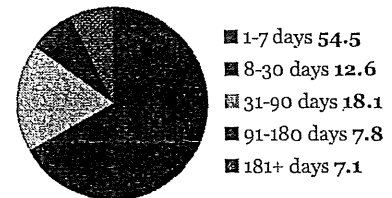
TexPool Prime

Pool Assets \$16.5 billion

Portfolio Composition (%)



Effective Maturity Schedule (%)



Weighted Average Maturity

52 Days

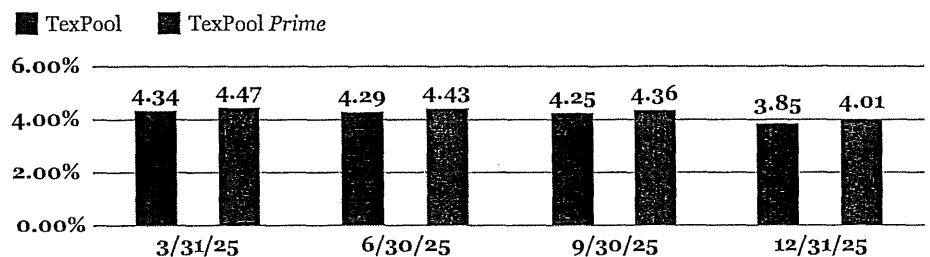
Credit Rating

AAAam S&P Global Ratings

Portfolio Managers

Paige Wilhelm
Deborah Cunningham, CFA
Mark Weiss, CFA

Pool Performance: 7-Day Net Yields (%)



Performance data quoted represents past performance, which is no guarantee of future results. Investment return will vary. The value of an investment, when redeemed, may be worth more or less than the original cost. Current performance may be lower or higher than what is stated.