# Myrtle Cruz, Inc.

3401 Louisiana St, STE 400 .Houston, Tx 77002-9552 . (713)759-1368 . fax 759-1264 . email first_last@mcruz.com

**FAR HILLS UTILITY DISTRICT**

Cash Report for Meeting of January 12th, 2023

**BOND FUND (298BF) : NO ACTIVE CHECKING ACCOUNT "INTERNAL ONLY"**

| | | | |
|---|---|---|---|
| Previous cash balance, December 8th, 2022 | | | 0.00 |
| DEMAND DEPOSIT INVESTMENTS: | | | |
| Texpool #00001..... | | | 1,144,002.96 |
| previous balance | 564,831.56 | | |
| 12/31 interest | 2,793.64 | | |
| 01/12 D/S tax | 166,406.25 | | |
| 2022 capital int | 394,625.00 | | |
| 2022 accrued int | 15,346.51 | | |
| previous investments | | 564,831.56 | |
| deposits | | 576,377.76 | |
| interest | | 2,793.64 | |
| ending investments | | | 1,144,002.96 |
| BOND FUNDS AVAILABLE January 12th, 2023 | | | $1,144,002.96 |

DEBT SERVICE REQUIREMENTS

| Series | Interest 4/1 | Maturities 4/1 | Interest 10/1 | Maturities 10/01 |
|---|---|---|---|---|
| 2013 | 20,256.26 | 50,000.00 | 19,193.75 | -0- |
| 2015R | 24,518.75 | 150,000.00 | 22,268.75 | -0- |
| 2015 | 61,228.13 | 50,000.00 | 60,478.13 | -0- |
| 2018 | 25,921.88 | 40,000.00 | 25,121.88 | -0- |
| 2020R | 24,562.50 | 40,000.00 | 24,162.50 | -0- |
| 2022 | 131,541.67 | -0- | 197,312.50 | -0- |
| Total | 288,029.18 | 330,000.00 | 348,537.51 | |

Total for 2023: 966,566.69

.

.

**FAR HILLS UTILITY DISTRICT**

Cash Report for Meeting of January 12th, 2023 Page : 2

**CAPITAL PROJECTS (298CA) : BBVA BANK 9875**

| | | | |
|---|---|---|---|
| Previous cash balance, December 8th, 2022 | | | 0.00 |
| DEMAND DEPOSIT INVESTMENTS: | | | |
| Texpool #00003..... | | | 7,249,614.32 |
| previous balance | 200,222.42 | | |
| 12/30 interest | 14,298.33 | | |
| 12/15 2022 Bond | 6,966,112.07 | | |
| 12/15 Bond COI | 68,981.50 | | |
| previous investments | | 200,222.42 | |
| deposits | | 7,035,093.57 | |
| interest | | 14,298.33 | |
| ending investments | | | 7,249,614.32 |
| CAPITAL PROJECTS FUNDS AVAILABLE January 12th, 2023 | | | $7,249,614.32 |

FAR HILLS UTILITY DISTRICT

Cash Report for Meeting of January 12th, 2023 Page : 3

CONSTRUCTION CHECKING (298CB) : CENTRAL BANK 8068

| | | |
|---|---|---|
| Previous cash balance, December 8th, 2022 | | 18,480.00 |
| plus: 12/15 Bond Proceeds 2022S | | 7,980,000.00 |
| plus: 12/15 Accrued Interest 2022S | | 15,346.51 |
| Total Deposits : | | 7,995,346.51 |
| less: 12/15 Bond Discount 2022S | | 235,108.15 |
| less: 12/15 UMB Paying Agent Fee | | 500.00 |
| less: Capital Interest wired to D/S 2022S | | 394,625.00 |
| less: Accrued Interest to D/S 2022S | | 15,346.51 |
| less: 12/15 COI remaining after funding TxPool | | 68,981.50 |
| less: 12/15 Radcliffe Bobbitt Adams Polley PLLC-legal 2022S | | 161,150.00 |
| less: 12/15 Blitch Associates,Inc.-Financial Advisor-2022S | | 105,257.60 |
| less: 12/15 Ipreo LLC-printing-2022S | | 2,536.68 |
| less: 12/15 1 Vision-printing OS | | 100.00 |
| less: 12/15 S&P Global Ratings | | 17,250.00 |
| less: 12/15 T.C.E.Q.; 2022S fee | | 19,950.00 |
| less: 12/15 Orrick,Herrington & Sutcliffe,LLP; Disclosure Counsel | | 7,500.00 |
| less: 12/15 CUSIP Global Services; cusip number | | 929.00 |
| less: 12/15 transfer to TxPool | | 6,966,112.07 |
| less: 01/12 MGS&B CK1406-POS review | | 2,000.00 |
| Beginning cash balance, January 12th, 2023 | | 16,480.00 |
| less checks to be presented at this meeting : | | |
| 1001 Myrtle Cruz, Inc.; 2022S Bond-Bookkeeping Svcs | | 5,000.00 |
| 3915 2022 bond | 5,000.00 | |
| 1002 Houston Chronicle; 200119010-legal notice-2022S Bond | | 845.90 |
| 3915 legal notice | 845.90 | |

| | | | |
|---|---|---|---|
| previous cash balance | | 18,480.00 | |
| 2 receipts | | 7,995,346.51 | |
| 2 current checks | < | 5,845.90 > | |
| other disbursements | < | 7,997,346.51 > | |
| ending cash balance | | | 10,634.10 |

CONSTRUCTION CHECKING FUNDS AVAILABLE January 12th, 2023 $10,634.10

| FAR HILLS UTILITY DISTRICT | SERIES 2022 | $7,980,000 | 5.093268% |
|---|---|---|---|
| | APPROVED | DISBURSED | BALANCE |
| I. CONSTRUCTION COSTS | | | |
| Developer Items | | | |
| 1. Lake Breeze Section 3 | 545,499.00 | 0.00 | 545,499.00 |
| 2. Clear View Estates | 1,552,709.00 | 0.00 | 1,552,709.00 |
| 3. Water Plant Improvements | 428,151.00 | 0.00 | 428,151.00 |
| 4. Lift Statio No. 1 Improvements | 106,699.00 | 0.00 | 106,699.00 |
| 5. Drainage Improvements | 325,371.00 | 0.00 | 325,371.00 |
| Total Developers Items | 2,958,429.00 | 0.00 | 2,958,429.00 |
| District Items | | | |
| 5. Water Well #7 | 1,673,750.00 | 0.00 | 1,673,750.00 |
| 6. Water Main Replacements | 654,657.00 | 0.00 | 654,657.00 |
| 7. Interconnect with MC UD 2 | 272,621.00 | 0.00 | 272,621.00 |
| 8. Contigencies | 520,206.00 | 0.00 | 520,206.00 |
| 9. Engineering & Testing | 468,185.00 | 0.00 | 468,185.00 |
| Total District Items | 3,589,419.00 | 0.00 | 3,589,419.00 |
| Total Construction Items | 6,547,848.00 | 0.00 | 6,547,848.00 |
| II. NON CONSTRUCTION COSTS | | | |
| A Bond Counsel | 159,600.00 | 161,150.00 | -1,550.00 |
| B Financial Advisory Fee | 102,300.00 | 105,257.60 | -2,957.60 |
| C Capitalized Interest (12 Mos) | 394,625.00 | 394,625.00 | 0.00 |
| D Contingency | 44,275.00 | 5,000.00 | 39,275.00 |
| E Developer Interest (2 years at 5.50%) | 373,989.00 | 0.00 | 373,989.00 |
| F. Bond Discount (3%) | 239,400.00 | 235,108.15 | 4,291.85 |
| E Bond Issuance Expenses | 40,033.00 | 0.00 | 40,033.00 |
| 1. Disclosure & Special Counsel | 0.00 | 7,500.00 | -7,500.00 |
| 2. Official Statement prep & printing | 0.00 | 2,636.68 | -2,636.68 |
| 3. Bond Rating Agency | 0.00 | 17,250.00 | -17,250.00 |
| 4. Miscellaneous/Advertising | 0.00 | 2,274.90 | -2,274.90 |
| 5. Auditor Review | 0.00 | 2,000.00 | -2,000.00 |
| F. Bond Application Report Cost | 50,000.00 | 0.00 | 50,000.00 |
| G Attorney General's Fee | 7,980.00 | 0.00 | 7,980.00 |
| H TCEQ Issuance Fee (0.25%) | 19,950.00 | 19,950.00 | 0.00 |
| I. Contingency | 0.00 | 0.00 | 0.00 |
| J. Developer witholding due to pre-inspection repairs | 0.00 | 0.00 | 0.00 |
| Total Non-Construction Costs | 1,432,152.00 | 952,752.33 | 479,399.67 |
| Total Bond Issue | 7,980,000.00 | 952,752.33 | 7,027,247.67 |
| Interest Earnings (less svc chg) | | | 14,298.33 |
| CA 2022 Bonds | | | $7,041,546.00 |
| CA 2018 Bonds-Adjustment | | | ($0.33) |
| CA 2018 Bonds | | | 114,699.58 |
| CA 2015 Bonds | | | 104,003.17 |
| **Construction Fund Balance** | | | **7,260,248.42** |

**1/12/2023** **0.00**

CA 7,249,614.32
CB 10,634.10
7,260,248.42

| | | | |
|---|---|---|---|
| | Transferred to CA TXPOOL @ Funding | 12/15/2022 | |
| | Bonds Cost Wired at Funding: | | |
| | Bond Discount | | 235,108.15 |
| | Legal Counsel-}RPB | | 161,150.00 |
| | Financial Advisor-Blitch Assoc. | | 105,257.60 |
| | Ipreo LLC | | 2,536.68 |
| | Bond Rating-Standard & Poors | | 17,250.00 |
| | TCEQ-Bond Fee | | 19,950.00 |
| | Disclosure Counsel-Orrick,Herrington,Sutcliffe | | 7,500.00 |
| | CUSIP Global Services | | 929.00 |
| | UMB Bank -P/A Fees | | 0.00 |
| | Wire Accrued Interest to D/S @ funding | | 15,346.36 |
| | | | 565,027.79 |
| | Bonds Cost Paid After Funding: | | |
| 12/15/22 | Transfer to OP -Att Gen | wire | 0.00 |
| | Transfer to OP-Eng | wire | 0.00 |
| | Transfer to OP-Eng | wire | 0.00 |
| | | | 0.00 |
| 01/12/23 | Myrtle Cruz, Inc | CK1001 | 5,000.00 |
| 01/12/23 | Transfer to OS -MGSB CK-1406 | wire | 2,000.00 |
| 01/12/23 | Langford Engineering | | 0.00 |
| 01/12/23 | McCall Gibson Swedlund Barfoot | | 0.00 |
| 01/15/23 | Developer reimbursement | wire | 0.00 |
| | | | 7,000.00 |

| FAR HILLS UTILITY DISTRICT | SERIES 2018 | $1,660,000 | 3.614062% |
|---|---|---|---|

| | | APPROVED | DISBURSED | BALANCE |
|---|---|---|---|---|
| I. CONSTRUCTION COSTS | | | | |
| District Items | | | | |
| 1. | French Qtr Section 2 W, WW & D | 233,252.00 | 233,252.00 | 0.00 |
| 2. | French Qtr Section 3 W, WW & D | 575,035.00 | 513,759.00 | 61,276.00 |
| 2. | Reddico Cosntruction | 0.00 | 61,276.00 | -61,276.00 |
| 3. | Lake Breeze Section 2 W, WW & D | 241,714.00 | 235,117.00 | 6,597.00 |
| 3. | Bay Utilities ,L.L.C. | 0.00 | 6,597.00 | -6,597.00 |
| 4. | Engineering & Testing | 285,000.00 | 196,360.00 | 88,640.00 |
| 5. | Surplus Funds Construction | 0.00 | 0.00 | 0.00 |
| 6. | Surplus Funds Engineering | 0.00 | 0.00 | 0.00 |
| Total District Items | | 1,335,001.00 | 1,246,361.00 | 88,640.00 |
| II. NON CONSTRUCTION COSTS | | | | |
| A Bond Counsel | | 33,200.00 | 34,550.00 | -1,350.00 |
| B Financial Advisory Fee | | 29,050.00 | 31,395.08 | -2,345.08 |
| C Developer interest (5.50) | | 146,850.00 | 134,921.00 | 11,929.00 |
| D Bond Discount (3%) | | 49,800.00 | 49,146.15 | 653.85 |
| E Bond Issuance Expenses | | 30,289.00 | 0.00 | 30,289.00 |
| 1. | Disclosure Counsel & Special Counse | 0.00 | 6,500.00 | -6,500.00 |
| 2. | Official Statement prep & printing | 0.00 | 2,824.34 | -2,824.34 |
| 3. | Bond Rating Agency | 0.00 | 9,500.00 | -9,500.00 |
| 4. | Miscellaneous/Advertising | 0.00 | 2,095.00 | -2,095.00 |
| 5. | Auditor Review | 0.00 | 6,950.00 | -6,950.00 |
| F. Bond Application Report Cost | | 30,000.00 | 31,680.00 | -1,680.00 |
| G Attorney General's Fee | | 1,660.00 | 1,660.00 | 0.00 |
| H TCEQ Issuance Fee (0.25%) | | 4,150.00 | 4,150.00 | 0.00 |
| I. Contingency | | 0.00 | 3,000.00 | -3,000.00 |
| J. Developer witholding due to pre-inspection repairs | | 0.00 | -5,451.00 | 5,451.00 |
| Total Non-Construction Costs | | 324,999.00 | 312,920.57 | 12,078.43 |
| Total Bond Issue | | 1,660,000.00 | 1,559,281.57 | 100,718.43 |
| | Interest Earnings (less svc chg) | | | 13,981.15 |
| | CA 2018 Bonds | | | $114,699.58 |
| | CA 2018 Bonds-Adjustment | | | ($0.33) |
| | CA 2015 Bonds | | | 104,003.17 |
| | **Fund Balance** | | | **218,702.42** |

**1/12/2023**

| | | | |
|---|---|---|---|
| | Transferred to CA CHECKING @ Funding | 3/15/2018 | |
| | Bonds Cost Wired at Funding: | 3/15/2018 | |
| | Bond Discount | | 49,146.15 |
| | Legal Counsel-JRPB | | 34,550.00 |
| | Financial Advisor-Blitch Assoc. | | 31,395.08 |
| | digi-Color,LP | | 2,824.34 |
| | Bond Rating-Standard & Poors | | 9,500.00 |
| | TCEQ-Bond Fee | | 4,150.00 |
| | Disclosure Counsel-Orrick,Herrington,Sutcliffe | | 6,500.00 |
| | CUSIP Global Services | | 1,095.00 |
| | UMB Bank -P/A Fees | | 500.00 |
| | Wire Accrued Interest to D/S @ funding | | 2,241.70 |
| | | | 141,902.27 |
| | Bonds Cost Paid After Funding: | | |
| 04/12/18 | Transfer to OP -Att Gen | wire | 1,660.00 |
| 04/12/18 | Transfer to OP -MCAD certificate | wire | 500.00 |
| 04/12/18 | Transfer to OP-Eng | wire | 31,680.00 |
| 06/14/18 | Transfer to OP-Eng | wire | 24,585.79 |
| | | | 58,425.79 |
| 04/12/18 | Myrtle Cruz, Inc | CK1210 | 3,000.00 |
| 04/12/18 | Reddico Construction | CK1211 | 61,276.01 |
| 04/12/18 | Bay Utilities | CK1212 | 6,597.00 |
| 06/14/18 | McCall Gibson Swedlund Barfoot | CK1213 | 6,000.00 |
| 07/12/18 | Langford Engineering | CK1215 | 4,422.58 |
| 08/09/18 | McCall Gibson Swedlund Barfoot | CK1217 | 950.00 |
| 06/14/18 | Langford Engineering | CK1214 | 4,079.97 |
| 08/09/18 | Langford Engineering | CK1216 | 1,961.89 |
| 12/13/18 | FQ/LB,LB developer reimbursement | wire | 49,090.00 |
| | | | 137,377.45 |

**FAR HILLS UTILITY DISTRICT**

Cash Report for Meeting of January 12th, 2023 Page : 4

**OPERATING (298OP) : BBVA BANK 9867**

| | | | | |
|---|---|---|---|---|
| Previous cash balance, December 8th, 2022 | | | | 0.00 |
| DEMAND DEPOSIT INVESTMENTS: | | | | |
| Texpool #00002..... | | | | 3,122,471.98 |
| previous balance | 3,083,455.64 | | | |
| 12/31 interest | 10,422.59 | | | |
| 01/12 M/O tax | 133,593.75 | | | |
| 01/12 trans-OR CK | 105,000.00- | | | |
| previous investments | | | 3,083,455.64 | |
| deposits | | | 133,593.75 | |
| interest | | | 10,422.59 | |
| withdrawals | | < | 105,000.00 > | |
| ending investments | | | | 3,122,471.98 |
| OPERATING FUNDS AVAILABLE January 12th, 2023 | | | | $3,122,471.98 |

FAR HILLS UTILITY DISTRICT

Cash Report for Meeting of January 12th, 2023 Page : 5

OPERATIONS (298OR) : CENTRAL BANK 8041

| | | | |
|---|---|---|---|
| Previous cash balance, December 8th, 2022 | | | 58,047.71 |
| plus: 11/30 CK1367 correction-Re-Image Renovations | | | 0.30 |
| plus: 12/06 repay for MC 24-Entergy | | | 18.58 |
| plus: 01/12 transfer from TxPool-00002 | | | 105,000.00 |
| plus: 01/12 transfer from Central-OV | | | 58,000.00 |
| Total Deposits : | | | 163,018.88 |
| less: 10/31 service charge | | | 40.00 |
| less: 11/30 service charge | | | 40.00 |
| less checks completed at or after last meeting : | | | |
| 1295 VOID: San Jacinto River Authority-stale dated | | | 0.00 |
| 1392 T.C.E.Q.; 91700011-PHS0211156-FY23 | | | 1,781.15 |
| 6326 permit fees | | 1,781.15 | |
| 1393 T.C.E.Q.; revenue & regulatory-P0125 | | | 0.00 |
| 1395 Entergy; utilities-MC 24-see credit | | | 18.58 |
| 6352 utilities | | 18.58 | |
| 1419 Entergy; 133959577-10/14-11/14 | | | 8,915.45 |
| 6352 utilities | | 8,915.45 | |
| 1420 Verizon; 942076507-00001 | | | 326.55 |
| 6351 telephone expense | | 326.55 | |
| 1421 Optimum Business; 07706-100884-01-2 | | | 227.94 |
| 7395 internet 12/02-01 | | 227.94 | |
| 1422 T-Mobile; 9756944307 | | | 73.32 |
| 6351 telephone expense | | 73.32 | |
| 1423 T.C.E.Q.; storm permit fee | | | 0.00 |
| 1424 Rich Cutler; director fees | | | 138.52 |
| 6310 11/18 MC 2 MUD | | 150.00 | |
| 6514 payroll taxes | | 11.48- | |
| Beginning cash balance, January 12th, 2023 | | | 209,505.08 |
| less checks to be presented at this meeting : | | | |
| 1425 James Haymon; director fees | | | 599.65 |
| 6310 01/12 reg mtg | | 150.00 | |
| 6310 01/07 update web | | 150.00 | |
| 6310 01/06 post agenda | | 150.00 | |
| 6514 payroll taxes | | 45.92- | |
| 6310 12/12 bond doc | | 150.00 | |
| 6340 admin expense | | 45.57 | |
| 1426 Christopher Kuhl; director fees | | | 92.35 |
| 6310 01/12 reg mtg | | 100.00 | |
| 6514 payroll taxes | | 7.65- | |
| 1427 Melinda M. Shelly; director fees | | | 138.52 |
| 6310 01/12 reg mtg | | 150.00 | |
| 6514 payroll taxes | | 11.48- | |
| 1428 Rich Cutler; director fee | | | 138.52 |
| 6310 01/12 reg mtg | | 150.00 | |
| 6514 payroll taxes | | 11.48- | |
| 1429 David Bock; director fees | | | 138.52 |
| 6310 01/12 reg mtg | | 150.00 | |
| 6514 payroll taxes | | 11.48- | |
| 1430 Myrtle Cruz,Inc.; bookkeeping-Dec | | | 3,897.45 |
| 6333 bookkeeping expenses | | 2,800.00 | |
| 6340 office expenses | | 465.40 | |
| 6340 office exp-prior | | 394.55 | |
| 6340 check printing | | 37.50 | |
| 6333 attend meeting | | 100.00 | |
| 6333 travel time | | 100.00 | |
| 1431 Radcliffe Bobbitt Adams Polley; 216082,216083 | | | 4,738.45 |
| 6320 general-216082 | | 4,030.31 | |
| 6320 WGB Park-216083 | | 708.14 | |
| 1432 McCall Gibson Swedlund Barfoot PLLC; 2022S Bond-AUP | | | 13,500.00 |

| | | | | |
|---|---|---|---|---|
| | 6321 | 2022s bond-AUP | 13,500.00 | |
| 1433 | Langford Engineering, Inc.; 25913,25912,25914,25916,25915... | | | 15,134.96 |
| | 6322 | general-25913 | 2,071.76 | |
| | 6322 | bond app-25912 | 2,350.00 | |
| | 6322 | Clearview-25915 | 1,267.50 | |
| | 6322 | MC#2-emg-25916 | 879.62 | |
| | 6322 | main rehab-25914 | 8,566.08 | |
| 1434 | M. Marlon Ivy Associates, Inc.; 22899,22900..... | | | 25,997.00 |
| | 6332 | operator's fees | 2,650.00 | |
| | 6332 | billing/collections | 1,788.75 | |
| | 6332 | admin charges | 1,084.90 | |
| | 6335 | r&m-wtr | 5,210.93 | |
| | 6335 | r&m-wtr | 3,981.50 | |
| | 6335 | r&m-sewer | 83.75 | |
| | 4610 | tap/inspection cost | 9,601.45 | |
| | 6340 | office expenses | 1,595.72 | |
| 1435 | Duffy's Lawn Care; district mowing-December..... | | | 640.00 |
| | 6335 | r&m-office,WP | 380.00 | |
| | 6335 | r&m-WGB L/S | 40.00 | |
| | 6335 | WTTP-outside berm | 50.00 | |
| | 6335 | WWTP-inside berm | 70.00 | |
| | 6335 | WWTP-addt'l weed | 100.00 | |
| 1436 | DXI Industries,Inc.; 11107..... | | | 190.00 |
| | 6342 | chemicals- | 190.00 | |
| 1437 | Source Point Solutions.LLC.; collection system-73106..... | | | 2,467.92 |
| | 6335 | r&m-collection | 2,467.92 | |
| 1438 | CFI Services; Inc.; repair/maint-80265..... | | | 1,067.72 |
| | 6335 | r&m-80265-wtr | 1,067.72 | |
| 1439 | PM Utility Services; 123-6351,6350..... | | | 2,020.30 |
| | 6335 | r&m-l/s-6351 | 1,305.00 | |
| | 6335 | r&m-l/s-6350 | 715.30 | |
| 1440 | Water Utility Services, Inc.; lab-75594..... | | | 114.00 |
| | 6324 | lab-dist-75594 | 114.00 | |
| 1441 | Texas Diesel Maintenance; R&M-9057..... | | | 1,518.73 |
| | 6335 | 9057-WTP | 1,518.73 | |
| 1442 | Marathon Pest Control,LLC.; inv-23188..... | | | 85.00 |
| | 6335 | 23188 | 85.00 | |
| 1443 | G-M Inspection Services, Inc.; wells(3) performance test.... | | | 1,350.00 |
| | 6335 | r&m-ww performance | 1,350.00 | |
| 1444 | Hahn Equipment Co, Inc.; 114183-L/S#1..... | | | 9,174.36 |
| | 6335 | repair & maint-gener | 9,174.36 | |
| 1445 | San Jacinto River Authority; pumpage-December..... | | | 843.18 |
| | 6328 | reg wtr auth assessm | 843.18 | |
| 1446 | DSHS Central LAB MC2004; CEN.CD103_122022 PWS-1700011..... | | | 106.96 |
| | 6324 | laboratory expenses | 106.96 | |
| 1447 | Diana Lujan; clean admin bldg-Dec..... | | | 120.00 |
| | 6335 | r&m-admin bldg | 120.00 | |
| 1448 | Republic Services; 3-0853-0103986-off bldg-01/01-03/31..... | | | 488.97 |
| | 6399 | garbage collection | 488.97 | |
| 1449 | Off Cinco; website-17585,16853,12884,12528,12179..... | | | 1,005.00 |
| | 7395 | 17585 | 265.00 | |
| | 7395 | 16853 | 125.00 | |
| | 7395 | 12884 | 255.00 | |
| | 7395 | 12528 | 210.00 | |
| | 7395 | 12179 | 150.00 | |
| 1450 | M Marlon Ivy & Associates; WWTP-22902..... | | | 2,400.00 |
| | 6435 | r&m-WWTP-22902 | 2,400.00 | |
| 1451 | DXI Industires; WWTP-23825..... | | | 1,007.37 |
| | 6342 | chemicals-23825 | 1,007.37 | |
| 1452 | Texas Diesel; STP-9056..... | | | 1,171.38 |
| | 6335 | STP annual svc | 1,171.38 | |
| 1453 | Source Point Solutions,LLC; r&m-WWTP-73191..... | | | 5,237.71 |
| | 6335 | basin cleaning | 5,237.71 | |
| 1454 | Republic Services; 3-0853-0103988-dumpster-WWTP..... | | | 200.39 |
| | 6335 | r&m-dumpster-Dec | 200.39 | |
| 1455 | CFI Services Inc; WWTP-80264..... | | | 564.50 |
| | 6335 | r&m-80264 | 564.50 | |
| 1456 | North Water District Lab Svcs.; WWTP-2207625..... | | | 1,036.00 |
| | 6324 | laboratory expenses | 1,036.00 | |
| 1457 | Verizon; 942076507-00001..... | | | |

FAR HILLS UTILITY DISTRICT

Cash Report for Meeting of January 12th, 2023 Page : 7

1458 T-Mobile; 9756944307.....
1459 Optimum Business; 07706-100884-01-2.....
1460 Entergy; 133959577.....

| | | | |
|---|---|---|---|
| previous cash balance | | 58,047.71 | |
| 4 receipts | | 163,018.88 | |
| 36 current checks | < | 97,184.91 > | |
| other disbursements | < | 11,561.51 > | |
| ending cash balance | | | 112,320.17 |

OPERATIONS FUNDS AVAILABLE January 12th, 2023 $112,320.17

FAR HILLS UTILITY DISTRICT

Cash Report for Meeting of January 12th, 2023 Page : 8

DEPOSIT REFUND (2980U) : CENTRAL BANK 8084

| | | | | |
|---|---|---|---|---|
| Previous cash balance, December 8th, 2022 | | | | 3,442.11 |
| less: 10/31 service charge..... | | | | 40.00 |
| less: 11/30 service charge..... | | | | 40.00 |
| Beginning cash balance, January 12th, 2023 | | | | 3,362.11 |
| less checks to be presented at this meeting : | | | | |
| 1081 Shad Hanis; 13242 Hawthorn..... | | | | 197.40 |
| 2161 customer meter depos | | 250.00 | | |
| 1150 less final bill | | 52.60- | | |
| 1082 Bryan Peters; 11413 Natalia Lane..... | | | | 191.32 |
| 2161 customer meter depos | | 250.00 | | |
| 1150 less final bill | | 58.68- | | |
| 1083 Starter Homes of Texas,LLC.; 13055 Clear View Dr..... | | | | 962.88 |
| 2161 customer meter depos | | 1,000.00 | | |
| 1150 less final bill | | 37.12- | | |
| 1084 Charles Becker; 11138 N Lake Mist Ln..... | | | | 180.36 |
| 2161 customer meter depos | | 250.00 | | |
| 1150 less final bill | | 69.64- | | |
| 1085 Chrles Mcleod; 10689 S Lake Mist Ln..... | | | | 750.00 |
| 2161 customer meter depos | | 750.00 | | |
| previous cash balance | | | 3,442.11 | |
| 5 current checks | < | | 2,281.96 > | |
| other disbursements | < | | 80.00 > | |
| ending cash balance | | | | 1,080.15 |
| DEPOSIT REFUNDS AVAILABLE January 12th, 2023 | | | | $1,080.15 |

FAR HILLS UTILITY DISTRICT

Cash Report for Meeting of January 12th, 2023 Page : 9

COLLECTIONS (2980V) : CENTRAL BANK 9655

| | | |
|---|---|---|
| Previous cash balance, December 8th, 2022 | | 4,153.52 |
| plus: 1150: water & sewer revenue | | 51,482.41 |
| plus: 2161: customer meter deposits | | 1,750.00 |
| plus: 4120: reconnection fees | | 535.00 |
| plus: 4201: bulk sewer sales | | 2,500.00 |
| plus: 4300: reg wtr auth revenue | | 548.12 |
| plus: 4330: penalties & interest-svc accts | | 451.19 |
| Total Deposits : | | 57,266.72 |
| less: 12/15 ttech fee | | 6.00 |
| less: 12/15 ttech fee | | 28.00 |
| less: 12/15 return items | | 134.89 |
| less: 12/15 return item | | 171.00 |
| less: 12/23 return item | | 60.90 |
| less: 12/30 service charge | | 15.00 |
| less: 01/12 transfer to Central-OR | | 58,000.00 |
| Beginning cash balance, January 12th, 2023 | | 3,004.45 |

| | | | |
|---|---|---|---|
| | previous cash balance | 4,153.52 | |
| 12/02-12/30 | 76 receipts | 57,266.72 | |
| | other disbursements | < 58,415.79 > | |
| | ending cash balance | | 3,004.45 |

COLLECTIONS FUNDS AVAILABLE January 12th, 2023 $3,004.45

FAR HILLS UTILITY DISTRICT

Cash Report for Meeting of January 12th, 2023 Page : 10

TAX (298TC) : CENTRAL BANK 8076

| | | |
|---|---|---|
| Previous cash balance, December 8th, 2022 | | 12,807.71 |
| plus: 4320: property taxes..... | | 704,867.35 |
| Total Deposits : | | 704,867.35 |
| less: 10/31 mgmt fee..... | | 25.00 |
| less: 12/08 wire fee..... | | 15.00 |
| less: 12/30 service charge..... | | 10.00 |
| less: 12/30 collateral fee..... | | 5.00 |
| less: 01/11 transfer to TxPool-00004..... | | 650,000.00 |
| less checks completed at or after last meeting : | | |
| 1006 Montgomery Central Appraisal District; qtr fee-4th qtr..... | | 2,997.97 |
| 6355 appraisal district f | 2,997.97 | |
| Beginning cash balance, January 12th, 2023 | | 64,622.09 |
| less checks to be presented at this meeting : | | |
| 1008 Montgomery County Appraisal District; qtr fee-1st Qtr..... | | |

| | | | |
|---|---|---|---|
| | previous cash balance | 12,807.71 | |
| 11/02-12/30 | 19 receipts | 704,867.35 | |
| | other disbursements | < 653,052.97 > | |
| | ending cash balance | | 64,622.09 |

TAX FUNDS AVAILABLE January 12th, 2023 $64,622.09

**FAR HILLS UTILITY DISTRICT**

Cash Report for Meeting of January 12th, 2023 Page : 11

**TAX ACCOUNT (298TX) : BBVA BANK 9130**

| | | | | |
|---|---|---|---|---|
| Previous cash balance, December 8th, 2022 | | | | 0.00 |
| DEMAND DEPOSIT INVESTMENTS: | | | | |
| Texpool; #0004..... | | | | 416,205.98 |
| previous balance | 66,018.95 | | | |
| 01/11 Central-TC | 650,000.00 | | | |
| 12/30 interest | 187.03 | | | |
| 01/12 D/S tax-TxP | 166,406.25- | | | |
| 01/12 M/O tax-TxP | 133,593.75- | | | |
| previous investments | | 66,018.95 | | |
| deposits | | 650,000.00 | | |
| interest | | 187.03 | | |
| withdrawals | < | 300,000.00 > | | |
| ending investments | | | | 416,205.98 |
| TAX ACCOUNT FUNDS AVAILABLE January 12th, 2023 | | | | $416,205.98 |

# FAR HILLS UD

Property TAX Cash Recepts/Cash Disbursements

| Month # | #1 | #2 | #3 | #4 | #5 | #6 | #7 | #8 | #9 | #10 | #11 | #12 | |
|---|---|---|---|---|---|---|---|---|---|---|---|---|---|
| Date of Bookkeeper Report | 02/10/22 | 03/10/22 | 04/14/22 | 05/12/22 | 06/09/22 | 07/14/22 | 08/11/22 | 09/08/22 | 10/13/22 | 11/10/22 | 12/08/22 | 01/12/23 | FYTD |
| **Beginning Cash Balance** | 43,843.61 | 32,473.85 | 30,004.68 | 21,464.99 | 27,320.03 | 11,123.23 | 10,895.40 | 22,600.22 | 25,017.72 | 25,819.91 | 26,764.82 | 78,826.66 | |
| **Checking Account 01/01/2022** | | | | | | | | | | | | | |
| Revenue | | | | | | | | | | | | | |
| Tax Receipts | 759,325.44 | 220,332.64 | 21,642.19 | 15,923.80 | 6,597.35 | 9,783.56 | 11,794.43 | 5,191.82 | 1,656.57 | 40,945.23 | 52,065.44 | 704,867.35 | 1,828,483.63 |
| Special Taxes collected | 0.00 | 0.00 | 0.00 | 0.00 | 0.00 | 0.00 | 0.00 | 0.00 | 0.00 | 0.00 | 0.00 | 0.00 | 0.00 |
| Misc. | 0.00 | 0.00 | 0.00 | 0.00 | 0.00 | 0.00 | 0.00 | 0.00 | 0.00 | 0.00 | 0.00 | 0.00 | 0.00 |
| Interest | 0.28 | 4.71 | 3.05 | 1.24 | 2.37 | 3.61 | 5.39 | 22.20 | 31.52 | 39.68 | 51.40 | 187.03 | 349.43 |
| Total Revenue | 759,325.72 | 220,337.35 | 21,645.24 | 15,925.04 | 6,599.72 | 9,787.17 | 11,799.82 | 5,214.02 | 1,688.09 | 40,984.91 | 52,116.84 | 705,054.38 | 1,828,833.06 |
| Expense - Admin | | | | | | | | | | | | | |
| Debt Service Transfers | 373,507.46 | 106,716.41 | 14,552.23 | 4,850.74 | 9,701.49 | 4,850.75 | 0.00 | 0.00 | 0.00 | 22,187.50 | 0.00 | 166,406.25 | 688,220.60 |
| Maintenance Tax Transfer | 396,492.54 | 113,283.59 | 15,447.27 | 5,149.26 | 10,298.51 | 5,149.25 | 0.00 | 0.00 | 0.00 | 17,812.50 | 0.00 | 133,593.75 | 681,779.40 |
| Overpayments Refunded | 0.00 | 0.00 | 0.00 | 0.00 | 0.00 | 0.00 | 0.00 | 0.00 | 0.00 | 0.00 | 0.00 | 0.00 | 0.00 |
| Legal - General | 0.00 | 0.00 | 0.00 | 0.00 | 0.00 | 0.00 | 0.00 | 0.00 | 0.00 | 0.00 | 0.00 | 0.00 | 0.00 |
| Legal - Delinquent Tax | 0.00 | 0.00 | 0.00 | 0.00 | 0.00 | 0.00 | 0.00 | 0.00 | 0.00 | 0.00 | 0.00 | 0.00 | 0.00 |
| Tax Assessor/Collector | 0.00 | 0.00 | 0.00 | 0.00 | 0.00 | 0.00 | 0.00 | 0.00 | 0.00 | 0.00 | 0.00 | 0.00 | 0.00 |
| MCAD Qtr & Certificate fee | 500.00 | 2,741.52 | 0.00 | 0.00 | 2,741.52 | 0.00 | 0.00 | 2,741.52 | 0.00 | 0.00 | 0.00 | 2,997.97 | 11,722.53 |
| Bookkeeping | 0.00 | 0.00 | 0.00 | 0.00 | 0.00 | 0.00 | 0.00 | 0.00 | 0.00 | 0.00 | 0.00 | 0.00 | 0.00 |
| Office Exp | 195.48 | 65.00 | 185.43 | 70.00 | 55.00 | 15.00 | 95.00 | 55.00 | 40.00 | 40.00 | 55.00 | 55.00 | 740.48 |
| Legal notice | 0.00 | 0.00 | 0.00 | 0.00 | 0.00 | 0.00 | 0.00 | 0.00 | 845.90 | 0.00 | 0.00 | 0.00 | 845.90 |
| Misc. | 0.00 | 0.00 | 0.00 | 0.00 | 0.00 | 0.00 | 0.00 | 0.00 | 0.00 | 0.00 | 0.00 | 0.00 | 0.00 |
| Total Admin Expense | 770,695.48 | 222,806.52 | 30,184.93 | 10,070.00 | 22,796.52 | 10,015.00 | 95.00 | 2,796.52 | 885.90 | 40,040.00 | 55.00 | 303,052.97 | 1,383,308.91 |
| Ending Cash Balance | 32,473.85 | 30,004.68 | 21,464.99 | 27,320.03 | 11,123.23 | 10,895.40 | 22,600.22 | 25,017.72 | 25,819.91 | 26,764.82 | 78,826.66 | 480,828.07 | 489,367.76 |

416,205.98 TX
64,622.09 TC
**480,828.07**

| | | | |
|---|---|---|---|
| D/S Tax Rate | 0.3550 | 953,999 | |
| M/O Tax Rate | 0.2850 | 765,886 | |
| Total Rate | 0.6400 | | |
| Tax Levied | | 1,719,886 | MC TAX F REPORT |

# FAR HILLS UD
## Energy Report 2022

**KWH USED**

| Date Of Service | December | January | February | March | April | May | June | July | August | September | October | November | KWH USED YTD TOTAL |
|---|---|---|---|---|---|---|---|---|---|---|---|---|---|
| Check # | 1110 | 1148 | 1184 | 1208 | 1236 | 1264 | 1299 | 1363 | 1363 | 1333 | 1419 | | |
| Date Of Service | 12/14-01/22 | 01/15-02/15 | 02/15-03/17 | 03/17-04/15 | 04/15-05/14 | 05/14-06/15 | 06/15-07/15 | 07/15-08/13 | 08/13-09/14 | 09/14-10/13 | 10/13-11/12 | 11/12-12/14 | |
| WTP-135080380 | 0 | 0 | 0 | 114,260 | 69,748 | 210,687 | 31,937 | 0 | 20,267 | 22,937 | 20,737 | 0 | 490,573 |
| Office-135009009 | 332 | 2,111 | 1,771 | 409 | 670 | 1,168 | 1,562 | 0 | 1,105 | 913 | 625 | 0 | 10,666 |
| F.S. Whse.-134524909 | 996 | 586 | 376 | 402 | 388 | 873 | 381 | 0 | 402 | 354 | 451 | 0 | 5,209 |
| LS #1-135035889 | 2,217 | 2,489 | 2,149 | 1,977 | 2,016 | 2,210 | 1,819 | 0 | 1,866 | 1,869 | 2,072 | 0 | 20,684 |
| LS #2-135068088 | 248 | 829 | 431 | 287 | 298 | 338 | 298 | 0 | 275 | 238 | 229 | 0 | 3,471 |
| LS #3-135059624 | 23 | 25 | 22 | 22 | 20 | 24 | 20 | 0 | 18 | 20 | 18 | 0 | 212 |
| LS #4-135237659 | 96 | 109 | 95 | 83 | 68 | 109 | 87 | 0 | 84 | 77 | 79 | 0 | 887 |
| LS #5-135155554 | 193 | 200 | 171 | 191 | 154 | 200 | 163 | 0 | 149 | 109 | 124 | 0 | 1,654 |
| LS #6-135152387 | 221 | 243 | 185 | 157 | 144 | 177 | 174 | 0 | 191 | 177 | 194 | 0 | 1,863 |
| LS #7-135171544 | 866 | 149 | 147 | 157 | 152 | 254 | 155 | 0 | 147 | 139 | 150 | 0 | 2,316 |
| LS #8-135442093 | 164 | 280 | 188 | 130 | 149 | 181 | 137 | 0 | 139 | 108 | 115 | 0 | 1,591 |
| LS #9-137038659 | 307 | 282 | 278 | 269 | 289 | 344 | 324 | 0 | 310 | 283 | 288 | 0 | 2,974 |
| LS #10-137039160 | 72 | 66 | 62 | 64 | 66 | 87 | 65 | 0 | 95 | 88 | 1,208 | 0 | 1,873 |
| LS #11-140201427 | 80 | 1,019 | 272 | 84 | 157 | 205 | 218 | 0 | 117 | 122 | 258 | 0 | 2,532 |
| LS #12-140342643 | 147 | 126 | 1,283 | 995 | 807 | 1,607 | 587 | 0 | 293 | 154 | 160 | 0 | 6,159 |
| LS #13- | 0 | 0 | 0 | 0 | 0 | 0 | 0 | 0 | 0 | 0 | 0 | 0 | 0 |
| LS #14-169814118 | 694 | 629 | 704 | 718 | 611 | 464 | 690 | 0 | 527 | 443 | 476 | 0 | 5,956 |
| WWTP-136076775 | 28,233 | 25,312 | 21,340 | 23,486 | 23,005 | 25,170 | 29,195 | 0 | 41,253 | 42,516 | 42,151 | 0 | 301,661 |
| **TOTAL KWH USED** | **34,889** | **34,455** | **29,474** | **143,691** | **98,742** | **244,098** | **67,812** | **0** | **67,238** | **70,547** | **69,335** | **0** | **860,281** |
| | | | | ****WTP**** | ****WTP**** | ****WTP**** | | | | | | | |
| | | | | **01/12-08/12** | **08/12-01/12** | **01/14-06/06** | | **Need Invoice Copy** | | | | | |
| | | | | **2021-2022** | **2021-2022** | **2022-2022** | | | | | | | |

| | | |
|---|---|---|
| Off/Whse | 15,875 | |
| WP | 490,573 | |
| L/S | 52,172 | |
| WTTP | 301,661 | 860,281 |
| | 860,281 | |

**AMOUNT PAID**

| Date Of Service | December | January | February | March | April | May | June | July | August | September | October | November | AMOUNT PAID YTD TOTAL |
|---|---|---|---|---|---|---|---|---|---|---|---|---|---|
| Check # | 1110 | 1148 | 1184 | 1208 | 1236 | 1264 | 1299 | 1363 | 1363 | 1333 | 1419 | | |
| Date Of Service | 12/14-01/22 | 01/15-02/15 | 02/15-03/17 | 03/17-04/15 | 04/15-05/14 | 05/14-06/15 | 06/15-07/15 | 07/15-08/13 | 08/13-09/14 | 09/14-10/13 | 10/13-11/12 | 11/12-12/14 | |
| WTP-135080380 | 0.00 | 0.00 | 0.00 | 13,065.75 | 10,786.90 | 12,455.22 | 3,658.60 | 0.00 | 2,979.63 | 3,163.13 | 3,050.86 | 0.00 | 49,160.09 |
| Office-135009009 | 116.86 | 302.15 | 300.21 | 202.18 | 166.73 | 189.70 | 205.90 | 0.00 | 192.57 | 177.01 | 138.36 | 0.00 | 1,991.67 |
| F.S. Whse.-134524909 | 158.42 | 133.67 | 123.13 | 125.83 | 125.80 | 158.90 | 125.32 | 0.00 | 133.78 | 130.23 | 175.10 | 0.00 | 1,390.18 |
| LS #1-135035889 | 295.93 | 430.30 | 421.15 | 338.06 | 410.29 | 423.55 | 320.98 | 0.00 | 366.51 | 323.54 | 340.52 | 0.00 | 3,670.83 |
| LS #2-135068088 | 44.96 | 109.47 | 67.16 | 50.74 | 52.91 | 57.66 | 52.69 | 0.00 | 54.80 | 49.86 | 50.23 | 0.00 | 590.48 |
| LS #3-135059624 | 20.17 | 20.42 | 20.18 | 20.19 | 20.01 | 20.49 | 20.01 | 0.00 | 20.10 | 20.35 | 20.95 | 0.00 | 202.87 |
| LS #4-135237659 | 28.22 | 29.75 | 28.54 | 27.22 | 28.06 | 30.55 | 27.94 | 0.00 | 29.03 | 28.11 | 29.43 | 0.00 | 286.85 |
| LS #5-135155554 | 38.91 | 39.83 | 37.28 | 39.69 | 35.87 | 41.31 | 36.92 | 0.00 | 37.75 | 32.41 | 35.64 | 0.00 | 375.61 |
| LS #6-135152387 | 42.00 | 44.59 | 38.91 | 35.75 | 34.69 | 38.60 | 38.22 | 0.00 | 43.45 | 41.61 | 45.39 | 0.00 | 403.21 |
| LS #7-135171544 | 113.05 | 34.17 | 34.52 | 35.75 | 35.65 | 47.70 | 35.99 | 0.00 | 37.49 | 36.48 | 39.28 | 0.00 | 450.08 |
| LS #8-135442093 | 35.71 | 48.66 | 39.23 | 32.66 | 35.28 | 39.08 | 33.87 | 0.00 | 36.44 | 32.27 | 34.41 | 0.00 | 367.63 |
| LS #9-137038659 | 51.48 | 48.94 | 49.57 | 48.65 | 51.85 | 58.37 | 55.98 | 0.00 | 59.52 | 55.97 | 58.42 | 0.00 | 538.75 |
| LS #10-137039160 | 25.57 | 24.96 | 24.77 | 25.03 | 25.45 | 27.94 | 25.33 | 0.00 | 30.47 | 29.55 | 137.55 | 0.00 | 376.62 |
| LS #11-140201427 | 26.49 | 130.89 | 48.88 | 27.36 | 36.22 | 41.89 | 43.43 | 0.00 | 33.44 | 34.16 | 54.27 | 0.00 | 477.03 |
| LS #12-140342643 | 33.84 | 31.63 | 164.94 | 132.37 | 113.14 | 207.82 | 87.11 | 0.00 | 57.23 | 38.48 | 40.67 | 0.00 | 907.23 |
| LS #13- | 0.00 | 0.00 | 0.00 | 0.00 | 0.00 | 0.00 | 0.00 | 0.00 | 0.00 | 0.00 | 0.00 | 0.00 | 0.00 |
| LS #14-169614118 | 94.10 | 87.42 | 98.51 | 100.43 | 89.96 | 72.55 | 99.32 | 0.00 | 88.82 | 77.62 | 84.52 | 0.00 | 893.25 |
| WWTP-136076775 | 2,219.38 | 2,035.72 | 1,846.15 | 1,994.34 | 1,993.72 | 2,152.50 | 2,773.94 | 0.00 | 4,278.02 | 4,311.44 | 4,283.41 | 0.00 | 27,888.62 |
| **TOTAL PAID** | **3,345.09** | **3,552.59** | **3,343.13** | **16,302.00** | **14,042.53** | **16,063.83** | **7,641.55** | **0.00** | **8,479.05** | **8,582.22** | **8,619.01** | **0.00** | **89,971.00** |
| | | | | ****WTP**** | ****WTP**** | ****WTP**** | | **7,582.97** | | **-292.68** | **296.44** | **0.00** | **7,586.73** |
| | | | | **01/12-08/12** | **08/12-01/12** | **01/14-06/06** | | | | **Short Paid** | **Over Paid** | | |
| | | | | **2021-2021** | **2021-2022** | **2022-2022** | | | | | | **0.00** | **97,557.73** |

| | | | |
|---|---|---|---|
| | Off/Whse | $3,381.85 | 3.5% |
| | WP | $49,160.09 | 50.4% |
| | L/S | $17,127.17 | 17.6% |
| | WTTP | $27,888.62 | 28.6% |
| | | $97,557.73 | 100.00% |

**Need Invoice Copy**

2022
Landz Mgmt-Walker Hill

| Date | Check | Invoice | Amount | |
|---|---|---|---|---|
| 02/18/22 | | DEPOSIT | 7,500.00 | |
| 03/10/22 | 1137 | 24990 | -3,615.91 | Langford Eng |
| 03/10/22 | 1122 | 214007 | -21.25 | RBAP |
| 04/14/22 | 1159 | 25041 | -11,240.32 | Langford Eng |
| 04/14/22 | 1157 | 214235 | -95.95 | RBAP |
| 07/21/22 | | DEPOSIT | 7,473.43 | |
| 10/13/22 | 1341 | 25611 | -1,365.00 | Langford Eng |
| 10/13/22 | 1341 | 215469 | -295.00 | RBAP |
| | | | -1,660.00 | |

2022
LEVELTX CORP

| Date | Check | Invoice | Amount | |
|---|---|---|---|---|
| 11/17/22 | | DEPOSIT | 10,000.00 | |
| | | | | Langford Eng RBAP |
| | | | 10,000.00 | |

**Clearlake Asset Management LLC**

**(Dru Kahlenberg)**

| Month | Deposit/Check | Invoice | Amount | | |
|---|---|---|---|---|---|
| 11/14/17 | DEPOSIT | | 5,000.00 | DEPOSIT | |
| 11/09/17 | 1108 | 20770 | -280.00 | LANGFORD ENG | |
| 12/14/17 | 1133 | 20854 | -420.00 | LANGFORD ENG | |
| 01/11/18 | 1160 | 20945 | -3,004.25 | LANGFORD ENG | |
| 01/11/18 | 1159 | 205506 | -210.00 | RBAP | |
| 02/08/17 | 1185 | 21020 | -1,773.75 | LANGFORD ENG | |
| 02/08/18 | 1184 | 205664 | -174.70 | RBAP | |
| 02/15/18 | DEPOSIT | | 5,000.00 | DEPOSIT | |
| 03/08/18 | 1223 | 21088 | -3,808.75 | LANGFORD ENG | |
| 03/08/18 | 1209 | 205812 | -1,738.60 | RBAP | |
| 04/12/18 | 1235 | 205983 | -633.17 | RBAP | |
| 04/12/18 | 1237 | 21174 | -835.94 | LANGFORD ENG | |
| 04/23/18 | DEPOSIT | | 5,000.00 | DEPOSIT | |
| 05/10/18 | 1259 | 206134 | -219.40 | RBAP | |
| 06/14/18 | 1282 | 206328 | -2,518.30 | RBAP | |
| 07/12/18 | 1308 | 206450 | -1,668.78 | RBAP | |
| 08/09/18 | 1329 | 206595 | -488.93 | RBAP | |
| 09/13/18 | 1356 | 206752 | -62.50 | RBAP | |
| 10/03/18 | DEPOSIT | | 128,875.00 | DEPOSIT | |
| 10/16/18 | 1374 | 21562 | -1,462.91 | LANGFORD ENG | |
| 10/16/18 | 1383 | 21634 | -280.00 | LANGFORD ENG | |
| 10/16/18 | 1382 | 206889 | -101.25 | RBAP | |
| 11/08/18 | 1410 | 21704 | -9,181.25 | LANGFORD ENG | |
| 11/08/18 | 1410 | 21700 | -280.00 | LANGFORD ENG | |
| 11/08/18 | 1409 | 206978 | -116.15 | RBAP | |
| 12/13/18 | 1439 | 21780 | -2,270.00 | LANGFORD ENG | |
| 12/13/18 | 1456 | 21780 | 1,055.00 | Credit CK1456 | |
| 12/13/18 | 1439 | 21784 | -5,497.16 | LANGFORD ENG | |
| 01/10/19 | 1468 | 21857 | -560.00 | LANGFORD ENG | |
| 01/10/19 | 1468 | 21860 | -855.00 | LANGFORD ENG | |
| 02/14/19 | 1491 | 207436 | -2,755.61 | RBAP | |
| 02/14/19 | 1492 | 21936 | -1,969.52 | LANGFORD ENG | |
| 02/14/19 | 1492 | 21940 | -8,900.37 | LANGFORD ENG | |
| 03/20/19 | 1514 | 22007 | -3,043.75 | LANGFORD ENG | |
| 04/11/19 | 1536 | 207707 | -467.50 | RBAP | |
| 04/11/19 | 1538 | 22092 | -4,167.98 | LANGFORD ENG | |
| 04/11/19 | 1538 | 22095 | -1,280.20 | LANGFORD ENG | |
| 04/11/19 | 1538 | 22096 | -5,277.38 | LANGFORD ENG | |
| **04/11/19** | **1538** | **22094** | **-14,790.02** | **LANGFORD ENG** | **-14,773.02** |
| **03/20/19** | **1514** | **22010** | **-3,015.00** | **LANGFORD ENG** | |
| **03/20/19** | **1514** | **22009** | **-315.00** | **LANGFORD ENG** | **-315.00** |
| **02/14/19** | **1492** | **21938** | **-433.00** | **LANGFORD ENG** | **-433.00** |
| **12/13/18** | **1439** | **21782** | **-5,573.13** | **LANGFORD ENG** | **-5,573.13** |
| **11/08/18** | **1410** | **21702** | **-2,325.00** | **LANGFORD ENG** | **-2,325.00** |
| **10/16/18** | **1383** | **21636** | **-6,374.50** | **LANGFORD ENG** | **-6,374.50** |
| **09/13/18** | **1357** | **21560** | **-5,308.75** | **LANGFORD ENG** | **-5,308.75** |
| **02/14/19** | **1492** | **21939** | **-389.70** | **LANGFORD ENG** | |
| **01/10/19** | **1468** | **21859** | **-590.00** | **LANGFORD ENG** | |
| **12/13/18** | **1439** | **21783** | **-1,673.38** | **LANGFORD ENG** | |
| **11/08/18** | **1410** | **21703** | **-3,506.25** | **LANGFORD ENG** | |
| **10/16/18** | **1383** | **21637** | **-2,490.00** | **LANGFORD ENG** | |
| **09/13/18** | **1357** | **21561** | **-1,905.00** | **LANGFORD ENG** | |
| 05/09/19 | 1562 | 207801 | -426.48 | RBAP | |
| 05/09/19 | 1563 | 22144 | -6,123.75 | LANGFORD ENG | |
| 05/09/19 | 1563 | 22147 | -5,227.50 | LANGFORD ENG | |
| 05/09/19 | 1563 | 22146 | -4,031.25 | LANGFORD ENG | |
| 05/19/19 | 1563 | 22145 | -6,817.50 | LANGFORD ENG | -6,817.50 |
| 06/06/19 | 1585 | 207942 | -16.25 | RBAP | |
| 07/11/19 | 1617 | 22337 | -4,990.41 | LANGFORD ENG | -4,990.41 |
| 07/11/19 | 1617 | 22336 | -1,683.44 | LANGFORD ENG | |
| 07/11/19 | 1617 | 22272 | -2,170.00 | LANGFORD ENG | |
| 07/11/19 | 1617 | 22339 | -3,230.80 | LANGFORD ENG | |
| 07/11/19 | 1617 | 22273 | -12,155.00 | LANGFORD ENG | -12,155.00 |
| 07/11/19 | 1617 | 22274 | -19,737.50 | LANGFORD ENG | |
| 07/11/19 | 1617 | 22275 | -7,928.48 | LANGFORD ENG | |
| 07/11/19 | 1617 | 22338 | -7,597.60 | LANGFORD ENG | |
| 07/11/19 | 1616 | 208095 | -1,197.30 | RBAP | |

| | | | | | | |
|---|---|---|---|---|---|---|
| | 07/26/19 | DEPOSIT | | 313,462.11 | DEPOSIT | |
| | 08/08/19 | 1657 | pay app #1 | -23,202.97 | Excel Const | |
| | 08/08/19 | 1659 | 22414 | -4,082.16 | LANGFORD ENG | |
| Added | 08/08/19 | 1659 | 22416 | -10,242.78 | LANGFORD ENG | |
| Added | 08/08/19 | 1659 | 22417 | -3,708.34 | LANGFORD ENG | |
| Added | 08/08/19 | 1659 | 22415 | -4,575.73 | LANGFORD ENG | -4,575.73 |
| | 09/12/19 | 1671 | 208369 | -362.50 | RBAP | |
| | 09/12/19 | 1672 | 22535 | -4,202.90 | LANGFORD ENG | |
| | 09/12/19 | 1672 | 22538 | -3,030.26 | LANGFORD ENG | |
| | 09/12/19 | 1672 | 22536 | -3,551.05 | LANGFORD ENG | -3,551.05 |
| | 09/12/19 | 1687 | pay app #2 | -49,437.36 | Excel Const | |
| | 10/03/19 | 1712 | pay app #3 | -134,412.21 | Excel Const | |
| | 10/03/19 | 1713 | 208493 | -16.25 | RBAP | |
| | 11/14/19 | 1726 | 22595 | -2,060.01 | LANGFORD ENG | |
| | 11/14/19 | 1726 | 22593 | -5,481.91 | LANGFORD ENG | |
| | 11/14/19 | 1726 | 22593 | -4,996.18 | LANGFORD ENG | |
| | 11/14/19 | 1726 | 22671 | -5,355.36 | LANGFORD ENG | |
| | 11/14/19 | 1726 | 22673 | -5,404.73 | LANGFORD ENG | |
| | 11/14/19 | 1726 | 22594 | -1,760.00 | LANGFORD ENG | -1,760.00 |
| | 11/14/19 | 1726 | 22672 | -2,810.29 | LANGFORD ENG | |
| | 11/14/19 | 1725 | 208672 | -3,417.20 | RBAP | |
| | 11/14/19 | 1741 | pay app#1 | -11,844.00 | B-5 Construction | |
| | 11/14/19 | 1742 | 4062 | -2,545.75 | HTS,INC. | |
| | 11/14/19 | 1743 | pay app#4 | -44,886.84 | Excell Construction | |
| | 12/12/19 | 1761 | 22767 | -1,679.55 | LANGFORD ENG | |
| | 12/12/19 | 1761 | 22770 | -735.99 | LANGFORD ENG | |
| | 12/12/19 | 1761 | 22768 | -911.25 | LANGFORD ENG | -911.25 |
| | 12/12/19 | 1760 | 208866 | -675.60 | RBAP | |
| | 12/12/19 | 1774 | 40587 | -896.50 | HTS,INC. | |
| | 01/09/20 | 1789 | 209037 | -190.00 | RBAP | |
| | 01/09/20 | 1790 | 22860 | -1,645.92 | LANGFORD ENG | |
| | 01/09/20 | 1790 | 22863 | -175.96 | LANGFORD ENG | |
| | 01/09/20 | 1790 | 22861 | -1,350.00 | LANGFORD ENG | -1,350.00 |
| | 02/13/20 | 1813 | 22937 | -4,502.50 | LANGFORD ENG | -4,502.50 |
| | 02/13/20 | 1813 | 22936 | -3,985.48 | LANGFORD ENG | |
| | 03/12/20 | 1841 | 23031 | -1,828.25 | LANGFORD ENG | |
| | 03/12/20 | 1841 | 23032 | -1,067.50 | LANGFORD ENG | -1,067.50 |
| | 03/12/20 | 1841 | 22937 | -195.00 | LANGFORD ENG | -195.00 |
| | 04/09/20 | 1870 | 209559 | -52.50 | RBAP | |
| | 04/09/20 | 1871 | 23130 | -11,273.16 | LANGFORD ENG | |
| | 04/09/20 | 1871 | 23128 | -1,919.38 | LANGFORD ENG | |
| | 04/09/20 | 1871 | 23129 | -4,200.00 | LANGFORD ENG | -4,200.00 |
| | 04/09/20 | 1873 | pay app#2 | -6,217.20 | B-5 Construction | |
| | 05/14/20 | 1900 | 209756 | -228.75 | RBAP | |
| | 05/14/20 | 1902 | 23193 | -1,457.13 | LANGFORD ENG | |
| | 05/14/20 | 1902 | 23194 | -5,657.95 | LANGFORD ENG | -5,657.95 |
| | 05/14/20 | 1910 | 41142 | -1,848.00 | HTS,INC. | |
| | 05/14/20 | 1910 | 41107 | -730.50 | HTS,INC. | |
| | 05/14/20 | 1923 | pay app#3 | -192,467.49 | B-5 Construction | |
| | 06/11/20 | 1929 | 209930 | -16.25 | RBAP | |
| | 06/11/20 | 1940 | pay app#4 | -60,615.84 | B-5 Construction | |
| | 06/11/20 | 1941 | 14396 | -1,530.00 | Preventive Services | |
| | 06/11/20 | 1942 | 23293 | -420.00 | LANGFORD ENG | |
| | 06/11/20 | 1942 | 23294 | -4,528.75 | LANGFORD ENG | -4,528.75 |
| | 07/09/20 | 1977 | pay app#5 | -15,590.07 | B-5 Construction | |
| | 07/09/20 | 1978 | 14474 | -2,995.00 | Preventive Services | |
| | 07/09/20 | 1929 | 210146 | -373.00 | RBAP | |
| | 08/13/20 | 1995 | 23351 | -2,680.80 | LANGFORD ENG | |
| | 08/13/20 | 1995 | 23353 | -3,343.75 | LANGFORD ENG | |
| | 08/13/20 | 1995 | 23352 | -8,094.15 | LANGFORD ENG | |
| | 08/13/20 | 1994 | 210357 | -377.50 | RBAP | |
| | **08/19/20** | **DEPOSIT** | | **150.00** | **DEPOSIT** | |
| | **08/26/20** | **DEPOSIT** | | **149,850.00** | **DEPOSIT** | |
| | 09/10/20 | 2024 | 210608 | -103.25 | RBAP | |
| | 09/10/20 | 2025 | 23459 | -368.99 | LANGFORD ENG | |
| | 09/10/20 | 2025 | 23353 | -100.00 | LANGFORD ENG | |
| | 09/10/20 | 2025 | 23460 | -1,382.57 | LANGFORD ENG | |
| | 10/08/20 | 2049 | 23541 | -243.25 | LANGFORD ENG | |
| | 10/08/20 | 2049 | 23543 | -2,255.73 | LANGFORD ENG | |
| | 10/08/20 | 2049 | 23543 | -4,343.74 | LANGFORD ENG | |
| | 10/08/20 | 2065 | pay app#6 | -31,859.40 | B-5 Construction | |
| | 11/12/20 | 2079 | 23628 | -1,601.97 | LANGFORD ENG | |
| | 02/11/21 | 2203 | 23857 | -210.00 | LANGFORD ENG | |
| | 03/11/21 | 2230 | 23942 | -460.00 | LANGFORD ENG | |
| | **03/25/21** | **DEPOSIT** | | **150,000.00** | **DEPOSIT** | |
| | 04/08/21 | 2260 | 24014 | -210.00 | LANGFORD ENG | |
| | **05/03/21** | **DEPOSIT** | | **155,000.00** | **DEPOSIT** | |
| | 05/13/21 | 2289 | 211840 | -563.75 | RBAP | |
| | 05/13/21 | 2289 | 212040 | -580.00 | RBAP | |
| | 05/13/21 | 2289 | 212040 | 580.00 | RBAP CREDIT | |
| | 05/13/21 | 2289 | 212040 | 16.25 | RBAP | |
| | 05/13/21 | 2290 | 24093 | -210.00 | LANGFORD ENG | |
| | 12/09/21 | 1039 | 213326 | -247.50 | RBAP | |
| | 05/13/21 | 1040 | 24710 | -210.00 | LANGFORD ENG | |
| | 01/13/22 | 1066 | 213519 | -740.80 | RBAP | |
| | 02/10/22 | 1095 | 213739 | -123.12 | RBAP | |
| | 11/10/22 | 1374 | 215626 | -208.75 | RBAP | |
| | 01/12/23 | 1431 | 216083 | -708.14 | RBAP | |
| | 01/12/23 | 1433 | 205915 | -1,267.50 | LANGFORD ENG | |

| | | | | |
|---|---|---|---|---|
| DEVELOPER DEPOSITS/DISTRICT PAID INVOICES | **-10,178.64** | | | -91,365.04 |
| REMOVED-07/09/20 | 91,365.04 | | | |
| ADDED 07/09/20 | -86,012.00 | CONSTRUCTION | | 65,037.00 |
| TOTAL | **-4,825.60** | CONTIGENCY | | 9,756.00 |
| | | ENGINEERING | | 11,219.00 |
| | | PER ENGINEER | | 86,012.00 |

**Langford Engineering**
**Engineering Invoices**
**Paid from OP**
**Developer Bond**

| Month | Check | Invoice | Amount | |
|---|---|---|---|---|
| **05/12/22** | **1193** | **ENGINEERING-25137** | **2,000.00** | **App** |
| **06/09/22** | **1217** | **ENGINEERING-25207** | **6,000.00** | **App** |
| **07/14/22** | **1246** | **ENGINEERING-25335** | **10,000.00** | **App** |
| **08/11/22** | **1276** | **ENGINEERING-25407** | **17,000.00** | **App** |
| **09/08/22** | **1308** | **ENGINEERING-25475** | **7,600.00** | **App** |
| **10/13/22** | **1341** | **ENGINEERING-25614** | **2,500.00** | **App** |
| **11/10/22** | **1341** | **ENGINEERING-25716** | **2,500.00** | **App** |
| **01/12/23** | **1433** | **ENGINEERING-25912** | **2,350.00** | **App** |
| | | | | |
| 06/09/22 | 1217 | ENGINEERING-25211 | 42,754.82 | |
| 08/11/22 | 1276 | ENGINEERING-25410 | 2,136.22 | |
| 09/08/22 | 1308 | ENGINEERING-25477 | 9,928.30 | |
| 10/13/22 | 1341 | ENGINEERING-25613 | 25,588.47 | |
| 11/10/22 | 1375 | ENGINEERING-25717 | 5,758.07 | |
| 12/08/22 | 1407 | ENGINEERING-25802 | 6,438.51 | |
| 01/12/23 | 1433 | ENGINEERING-25914 | 8,566.08 | |
| | | **CA Transfer** | **0.00** | |
| | | **Total** | **151,120.47** | |
| | | COST OF ISSUANCE | | |
| | 11/10/2022 | Attorney General | 7,980.00 | |
| | | Tax Certifcate | 0.00 | |
| | | **Total** | **7,980.00** | |
| | | **DUE FROM CA CK** | **159,100.47** | |
| | | **CA Transfer** | **0.00** | |
| | | **Balance** | **159,100.47** | |

**Park on the Lake**
**C/O Central Management, Inc.**
**820 Gessner, STE 1525**
**Houston, TX 77024**

**11/30/2022**

**Reference: Far Hills-Sanitary Sewer Agreement-Quarterly Billing**

Dear Customer,

As part of the Sewer Service Agreement between Far Hills Utility District and WGB RV Parks,LLC., we are requesting the following fees and cost reimbursed to the District:

| | | | Amount | Amount Due | District Check # | Pro-Rata Share |
|---|---|---|---|---|---|---|
| **WGB Operations and Maintenance:** | | | | | | |
| | Jul-22 | Aug-22 | $250.00 | **$250.00** | 1274 | 100% |
| | Jul-22 | Aug-22 | $80.00 | **$80.00** | 1278 | 100% |
| | Aug-22 | Sep-22 | $80.00 | **$80.00** | 1310 | 100% |
| | Aug-22 | Sep-22 | $0.00 | **$0.00** | | 100% |
| | Sep-22 | Oct-22 | $80.00 | **$80.00** | 1343 | 100% |
| | Sep-22 | Oct-22 | $0.00 | **$0.00** | | 100% |
| **FH UD/WGB Shared Operations and Maintenance:** | Jul-22 | Aug-22 | $3,486.25 | **$52.64** | 1287 | **1.51%** |
| | | | $1,144.46 | **$17.28** | 1288 | **1.51%** |
| | | | $1,450.00 | **$21.90** | 1289 | **1.51%** |
| | | | $14,297.92 | **$215.90** | 1290 | **1.51%** |
| | | | $2,667.82 | **$40.28** | 1291 | **1.51%** |
| | | | $6,566.40 | **$99.15** | 1292 | **1.51%** |
| | | | $434.50 | **$6.56** | 1293 | **1.51%** |
| | | | $2,152.60 | **$32.50** | 1264 | **1.51%** |
| | | | $0.00 | **$0.00** | 0 | **1.51%** |
| | Aug-22 | Sep-22 | $398.75 | **$5.38** | 1307 | **1.35%** |
| | | | $640.00 | **$8.64** | 1310 | **1.35%** |
| | | | $2,595.50 | **$35.04** | 1319 | **1.35%** |
| | | | $1,148.16 | **$15.50** | 1320 | **1.35%** |
| | | | $642.50 | **$8.67** | 1321 | **1.35%** |
| | | | $1,186.00 | **$16.01** | 1322 | **1.35%** |
| | | | $846.50 | **$11.43** | 1323 | **1.35%** |
| | | | $4,000.88 | **$54.01** | 1324 | **1.35%** |
| | | | $1,496.00 | **$20.20** | 1325 | **1.35%** |
| | | | $1,802.31 | **$24.33** | 1326 | **1.35%** |
| | | | $2,773.94 | **$37.45** | 1299 | **1.35%** |
| | Sep-22 | Oct-22 | $63.75 | **$0.68** | 1340 | **1.07%** |
| | | | $572.50 | **$6.13** | 1341 | **1.07%** |
| | | | $440.00 | **$4.71** | 1343 | **1.07%** |
| | | | $2,511.68 | **$26.87** | 1352 | **1.07%** |
| | | | $2,695.48 | **$28.84** | 1353 | **1.07%** |
| | | | $1,036.00 | **$11.09** | 1354 | **1.07%** |
| | | | $910.00 | **$9.74** | 1355 | **1.07%** |
| | | | $381.48 | **$4.08** | 1356 | **1.07%** |
| | | | $65.00 | **$0.70** | 1357 | **1.07%** |
| | | | $4,596.48 | **$49.18** | 1358 | **1.07%** |
| | | | $193.46 | **$2.07** | 1359 | **1.07%** |
| | | | $0.00 | **$0.00** | | **1.07%** |
| | | | $0.00 | **$0.00** | | **1.07%** |
| | | | $0.00 | **$0.00** | | **1.07%** |
| | | | $0.00 | **$0.00** | | **1.07%** |

| | | |
|---|---|---|
| $63,686.32 | **$1,356.97** | **DUE From WGB** |
| | **$1,586.49** | **Prior Balance** |
| | **$0.00** | **Paid** Date |
| | **$2,943.45** | |

Please make payment upon receipt to the address as indicated below. For questions of comments please call or e-mail our office.

Terry Holland
Myrtle Cruz, Inc
terry_holland@mcruz.com
713-759-1368

Flow Chart/Invoices Attached

**Please Mail Payment To:**

**Myrtle Cruz, Inc.**
**3401 Louisiana St. STE 400**
**Houston TX 77002-9552**

**Far Hills Utility District**
*Budget for Fiscal Year Ending December 31, 2022*
**January 12, 2023**

| Revenue : | Actual MTD | Budget MTD | Actual YTD | 12 months Budget YTD | Annual $ | v variance | Prior Mo. Actual YTD |
|---|---|---|---|---|---|---|---|
| Water Revenue | 24,771.33 | 20,416.67 | 330,274.27 | 245,000.00 | 245,000.00 | 85,274.27 | 305502.94 |
| Sewer Revenue | 26,528.33 | 20,833.33 | 310,610.54 | 250,000.00 | 250,000.00 | 0.00 | 284082.21 |
| New connect/Reconnect Fee | 535.00 | 1,250.00 | 16,051.38 | 15,000.00 | 15,000.00 | 1,051.38 | 15516.38 |
| Penalty & Interest | 415.19 | 375.00 | 5,752.26 | 4,500.00 | 4,500.00 | 1,252.26 | 5337.07 |
| SJRA Fee Revenue | 548.12 | 416.67 | 7,267.20 | 5,000.00 | 5,000.00 | 2,267.20 | 6719.08 |
| Interest Earned | 10,422.59 | 58.33 | 49,157.84 | 700.00 | 700.00 | 48,457.84 | 38735.25 |
| Miscellaneous | 0.00 | 0.00 | 0.00 | 0.00 | 0.00 | 0.00 | 0.00 |
| **Water/Sewer Revenue-WGB RV** | 2,500.00 | 2,500.00 | 30,000.00 | 30,000.00 | 30,000.00 | 0.00 | 27500.00 |
| Quarterly Billing WGB RV | 0.00 | 833.33 | 6,361.86 | 10,000.00 | 10,000.00 | 0.00 | 6361.86 |
| Trans from CA-WWTP Lease | 0.00 | 0.00 | 0.00 | 0.00 | 0.00 | 0.00 | 0.00 |
| Maintenance Tax | 133,593.75 | 59,435.42 | 697,226.67 | 713,225.00 | 713,225.00 | (15,998.33) | 563632.92 |
| Tap Connections/Inspections | 0.00 | 5,000.00 | 70,209.99 | 60,000.00 | 60,000.00 | 10,209.99 | 70209.99 |
| | 199,314.31 | 111,118.75 | 1,522,912.01 | 1,333,425.00 | 1,333,425.00 | 189,487.01 | 1323597.70 |

| Expenses : | Actual MTD | Budget MTD | Actual YTD | Budget YTD | Annual $ | variance | Actual YTD |
|---|---|---|---|---|---|---|---|
| Computer Software | 0.00 | 0.00 | 0.00 | 0.00 | 0.00 | 0.00 | 0.00 |
| Director Fees | 1,300.00 | 1,416.67 | 16,850.00 | 17,000.00 | 17,000.00 | 150.00 | 15550.00 |
| Sec/Monthly Minutes | 0.00 | 0.00 | 0.00 | 0.00 | 0.00 | 0.00 | 0.00 |
| Payroll Tax | -88.01 | 100.00 | 1,068.17 | 1,200.00 | 1,200.00 | 131.83 | 1156.18 |
| Legal Fees | 4,030.31 | 4,583.33 | 46,827.78 | 55,000.00 | 55,000.00 | 8,172.22 | 42797.47 |
| Legal Fees-Special | 0.00 | 416.67 | 398.75 | 5,000.00 | 5,000.00 | 4,601.25 | 398.75 |
| Legal -Election | 0.00 | 416.67 | 3,377.64 | 5,000.00 | 5,000.00 | 1,622.36 | 3377.64 |
| Election Expense | 0.00 | 833.33 | 0.00 | 10,000.00 | 10,000.00 | 10,000.00 | 0.00 |
| Publication Legal Notices | 0.00 | 416.67 | 0.00 | 5,000.00 | 5,000.00 | 5,000.00 | 0.00 |
| Audit | 0.00 | 1,916.67 | 21,750.00 | 23,000.00 | 23,000.00 | 1,250.00 | 21750.00 |
| **Audit-Special** | 0.00 | 0.00 | 2,000.00 | 0.00 | 0.00 | (2,000.00) | 2000.00 |
| Engineering | 2,951.38 | 4,583.33 | 52,947.79 | 55,000.00 | 55,000.00 | 2,052.21 | 49996.41 |
| Lab Expenses-WTR | 220.96 | 500.00 | 7,527.21 | 6,000.00 | 6,000.00 | (1,527.21) | 7306.25 |
| **Lab Expenses-SWR** | 1,036.00 | 1,208.33 | 17,359.40 | 14,500.00 | 14,500.00 | (2,859.40) | 16323.40 |
| Permit Fees | 1,781.15 | 750.00 | 1,846.32 | 9,000.00 | 9,000.00 | 7,153.68 | 65.17 |
| Operator Fees | 5,523.15 | 3,166.67 | 42,869.80 | 38,000.00 | 38,000.00 | (4,869.80) | 37346.65 |
| Operator-Billing Fees | 0.00 | 1,833.33 | 14,067.00 | 22,000.00 | 22,000.00 | 7,933.00 | 14067.00 |
| Operator Admin Fees | 0.00 | 916.67 | 11,278.98 | 11,000.00 | 11,000.00 | (278.98) | 11278.98 |
| **Operator Fees-WWTP** | 2,400.00 | 2,400.00 | 28,800.00 | 28,800.00 | 28,800.00 | 0.00 | 26400.00 |
| Bookkeeping & WWTP qtr billing fee | 3,000.00 | 2,250.00 | 30,185.00 | 27,000.00 | 27,000.00 | (3,185.00) | 27185.00 |
| Office Exp/Bank Chgs. | 2,666.76 | 1,833.33 | 27,957.21 | 22,000.00 | 22,000.00 | (5,957.21) | 25290.45 |
| **R & M-WWTP & Dumpster** | 7,433.98 | 6,250.00 | 67,354.23 | 75,000.00 | 75,000.00 | 7,645.77 | 59920.25 |
| Repair & Maint.-L/S & Sewer | 13,746.33 | 6,666.67 | 80,068.59 | 80,000.00 | 80,000.00 | (68.59) | 66322.26 |
| Rep./Maint WTR/General/Bldr Dmgs/Mow | 13,593.88 | 9,166.67 | 216,961.76 | 110,000.00 | 110,000.00 | (106,961.76) | 203367.88 |
| R & M-Admin Bldg | 488.97 | 708.33 | 2,360.78 | 8,500.00 | 8,500.00 | 6,139.22 | 1871.81 |
| R & M-Special-GST Rehab/Cooling Tower Rehab | 0.00 | 10,416.67 | 123,533.00 | 125,000.00 | 125,000.00 | 1,467.00 | 123533.00 |
| R & M-SS/Smoke test | 0.00 | 2,500.00 | 0.00 | 30,000.00 | 30,000.00 | 30,000.00 | 0.00 |
| R & M - Flushing. | 0.00 | 250.00 | 0.00 | 3,000.00 | 3,000.00 | 3,000.00 | 0.00 |
| R & M - Landscaping/mowing | 0.00 | 1,250.00 | 1,980.00 | 15,000.00 | 15,000.00 | 13,020.00 | 1980.00 |
| R & M - Office Bldg cleaning | 120.00 | 266.67 | 1,148.22 | 3,200.00 | 3,200.00 | 2,051.78 | 1028.22 |
| **Sludge Removal** | 0.00 | 1,166.67 | 24,318.72 | 14,000.00 | 14,000.00 | (10,318.72) | 24318.72 |
| Inspection Fees | 0.00 | 0.00 | 5,281.00 | 0.00 | 0.00 | (5,281.00) | 5281.00 |
| Water Tap Expense | 9,601.45 | 3,333.33 | 41,841.45 | 40,000.00 | 40,000.00 | (1,841.45) | 32240.00 |
| Sewer Tap Expense | 0.00 | 1,666.67 | 3,740.00 | 20,000.00 | 20,000.00 | 16,260.00 | 3740.00 |
| Inspection Expense | 0.00 | 583.33 | 5,809.00 | 7,000.00 | 7,000.00 | 1,191.00 | 5809.00 |
| Water Meter/ Replacements | 0.00 | 0.00 | 0.00 | 0.00 | 0.00 | 0.00 | 0.00 |
| Chemicals-Water | 190.00 | 1,250.00 | 19,822.21 | 15,000.00 | 15,000.00 | (4,822.21) | 19632.21 |
| **Chemicals-WWTP** | 1,007.37 | 416.67 | 6,630.77 | 5,000.00 | 5,000.00 | (1,630.77) | 5623.40 |
| **R & M-District Fence** | -0.30 | 0.00 | 7,004.86 | 0.00 | 0.00 | 0.00 | 7005.16 |
| Utilities-Off/Whse | 313.46 | 416.67 | 3,406.49 | 5,000.00 | 5,000.00 | 1,593.51 | 3093.03 |
| Utilities-WP | 3,050.86 | 2,500.00 | 25,307.44 | 30,000.00 | 30,000.00 | 4,692.56 | 22256.58 |
| Utilities-L/S | 971.28 | 1,250.00 | 9,495.98 | 15,000.00 | 15,000.00 | 5,504.02 | 8524.70 |
| Utilities-WTTP | 4,579.85 | 2,083.33 | 28,078.65 | 25,000.00 | 25,000.00 | (3,078.65) | 23498.80 |
| Telephone | 399.87 | 500.00 | 7,882.05 | 6,000.00 | 6,000.00 | (1,882.05) | 7482.18 |
| Insurance & Bonds | 0.00 | 2,000.00 | 26,925.72 | 24,000.00 | 24,000.00 | (2,925.72) | 26925.72 |
| Travel Expense/registration | 0.00 | 1,000.00 | 9,084.34 | 12,000.00 | 12,000.00 | 2,915.66 | 9084.34 |
| Lone Star GWCD fees | 0.00 | 0.00 | 4,881.84 | 0.00 | 0.00 | (4,881.84) | 4881.84 |
| SJRA Fees | 843.18 | 666.67 | 20,539.50 | 8,000.00 | 8,000.00 | (12,539.50) | 19696.32 |
| TCEQ Fees | 0.00 | 291.67 | 3,636.48 | 3,500.00 | 3,500.00 | (136.48) | 3636.48 |
| Security Monitoring/Security Cameras | 0.00 | 500.00 | 0.00 | 6,000.00 | 6,000.00 | 6,000.00 | 0.00 |
| Financial Advisor | 0.00 | 0.00 | 0.00 | 0.00 | 0.00 | 0.00 | 0.00 |
| Meter Program Lease | 0.00 | 1,219.17 | 14,630.60 | 14,630.00 | 14,630.00 | (0.60) | 14630.60 |
| Contingency | 0.00 | 416.67 | 0.00 | 5,000.00 | 5,000.00 | 5,000.00 | 0.00 |
| Computer/internet expense/website | 1,005.00 | 625.00 | 4,835.45 | 7,500.00 | 7,500.00 | 2,664.55 | 3830.45 |
| Misc./Org Dues/IRS Notif/meter hosting | 227.94 | 125.00 | 2,485.47 | 1,500.00 | 1,500.00 | (985.47) | 2257.53 |
| | 82,394.82 | 89,027.50 | 1,096,155.65 | 1,068,330.00 | 1,068,330.00 | (27,825.65) | 1013760.83 |

| | | | | |
|---|---|---|---|---|
| Begin Report Balance | 3,149,098.98 | 2,975,787.95 | | 2975788 |
| Net Surplus or (Deficit) | 116,919.49 | 426,756.36 | 265,095.00 | 309836.87 |
| Deposits-Net | (750.00) | 15,749.25 | | 16499.25 |
| Entergy-prior yr | 0.00 | -23,852.65 | | -23852.65 |
| Audit Construction | (13,500.00) | -13,500.00 | | 0 |
| Deposits received due to developer | 0.00 | -481.17 | | -481.17 |
| 2021 Freeze Ins Claim | 0.00 | 0.00 | | 0 |
| 2022 Bond | 0.00 | -7,980.00 | | -7980 |
| Engineering-Developer Bond/WTR Main Rehab | (10,916.08) | -151,170.47 | | -140254.39 |
| **ClearLake Asset Mgmt-Kahlenburg** | (1,267.50) | -4,176.87 | | -2909.37 |
| **TX Holding-annex** | 0.00 | -295.00 | | -295 |
| Trans from-CA for Eng-WW#5 | 0.00 | 0.00 | | 0 |
| Trans from-CA-surplus | 0.00 | 0.00 | | 0 |
| Transfers-CA-Surplus M/O repairs | 0.00 | 29,122.00 | | 29122 |
| Escheatment | 0.00 | 0.00 | | 0 |
| Future escheatment-closed BBVA/PNC | 0.00 | 1,272.18 | | 1272.18 |
| Missing Entergy Detail | 0.00 | -7,582.94 | | -7582.94 |
| WGB RV Park-purchased capacity | 0.00 | 0.00 | | 0 |
| **WGB RV PARK legal** | (708.14) | -771.89 | | -63.75 |
| Ending Report Balance | 3,238,876.75 | 3,238,876.75 | | 3149099 |

| | BUDGET 2019 | BUDGET 2020 | BUDGET 2021 | BUDGET 2022 |
|---|---|---|---|---|
| TOTAL REVENUE | 1,064,500.00 | 1,100,000.00 | 1,191,500.00 | 1,373,925.00 |
| TOTAL EXPENSES | 906,530.00 | 847,430.00 | 1,262,630.00 | 1,068,330.00 |
| NET INCOME | 157,970.00 | 252,570.00 | -71,130.00 | 305,595.00 |
| NET INCOME COMPARISON-PRIOR YR | N/A | 94,600.00 | -323,700.00 | 376,725.00 |

| | |
|---|---|
| Operating-OP | 3,122,471.98 |
| Collections-OQ | 0.00 |
| Operating-OR | 112,320.17 |
| Operating-OS | 0.00 |
| Dep Refunds-OT | 0.00 |
| Dep Refunds-OU | 1,080.15 |
| Collections-OV | 3,004.45 |
| | 3,238,876.75 |

0.00

*Myrtle Cruz, Inc. 3401 Louisiana STE 400 Houston, TX 77002 (713) 759-1368*

Far Hills Utility District
Cash Flow Comparison

## Fiscal Year-2022

| MEETING Month/Year | 1<br>February-22<br>1 month | 2<br>March-22<br>1 month | 3<br>April-22<br>1 month | 4<br>May-22<br>1 month | 5<br>June-22<br>1 month | 6<br>July-22<br>1 month | 7<br>August-22<br>1 month | 8<br>September-22<br>1 month | 9<br>October-22<br>1 month | 10<br>November-22<br>1 month | 11<br>December-22<br>1 month | 12<br>January-23<br>1 month | 2022<br>Totals |
|---|---|---|---|---|---|---|---|---|---|---|---|---|---|
| REVENUES: | | | | | | | | | | | | | |
| Water Revenue | 16,321.08 | 19,680.91 | 25,308.46 | 20,612.48 | 22,076.73 | 24,680.50 | 28,223.89 | 42,119.17 | 40,660.52 | 27,766.70 | 38,052.50 | 24,771.33 | 330,274.27 |
| Sewer Revenue | 22,927.95 | 23,910.40 | 25,154.80 | 25,094.56 | 25,694.56 | 26,152.87 | 25,986.43 | 27,719.90 | 27,874.71 | 27,011.91 | 26,554.12 | 26,528.33 | 310,610.54 |
| New connect/Reconnect Fee | 1,690.00 | 1,418.35 | 1,925.00 | 1,961.65 | 1,550.00 | 1,615.00 | 0.00 | 390.00 | 2,120.00 | 1,065.00 | 1,781.38 | 535.00 | 16,051.38 |
| Penalty & Interest | 507.88 | 204.64 | 433.51 | 397.12 | 491.37 | 511.37 | 363.68 | 557.13 | 806.57 | 655.44 | 408.36 | 415.19 | 5,752.26 |
| SJRA Fee Revenue | 346.84 | 347.16 | 330.69 | 311.12 | 461.93 | 578.35 | 725.67 | 1,099.35 | 993.00 | 707.52 | 817.45 | 548.12 | 7,267.20 |
| Interest Earned | 171.93 | 149.42 | 425.21 | 824.74 | 1,755.47 | 2,656.36 | 4,147.05 | 5,787.12 | 6,081.71 | 7,620.24 | 9,116.00 | 10,422.59 | 49,157.84 |
| Miscellaneous | 0.00 | 0.00 | 0.00 | 0.00 | 0.00 | 0.00 | 0.00 | 0.00 | 0.00 | 0.00 | 0.00 | 0.00 | 0.00 |
| Water/Sewer Revenue-WGB RV | 2,500.00 | 2,500.00 | 2,500.00 | 2,500.00 | 0.00 | 5,000.00 | 2,500.00 | 2,500.00 | 2,500.00 | 2,500.00 | 2,500.00 | 2,500.00 | 30,000.00 |
| Quarterly Billing WGB RV | 0.00 | 4,011.75 | 0.00 | 0.00 | 0.00 | 0.00 | 0.00 | 0.00 | 2,350.11 | 0.00 | 0.00 | 0.00 | 6,361.86 |
| Trans from CA-WWTP Lease | 0.00 | 0.00 | 0.00 | 0.00 | 0.00 | 0.00 | 0.00 | 0.00 | 0.00 | 0.00 | 0.00 | 0.00 | 0.00 |
| Maintenance Tax | 396,492.54 | 113,283.59 | 15,447.27 | 5,149.26 | 10,298.51 | 5,149.25 | 0.00 | 0.00 | 0.00 | 17,812.50 | 0.00 | 133,593.75 | 697,226.67 |
| Tap Connections | 8,056.36 | 6,026.64 | 9,781.98 | 441.38 | 11,668.25 | 3,160.00 | 535.38 | 2,095.00 | 17,510.00 | 9,380.00 | 1,555.00 | 0.00 | 70,209.99 |
| **TOTAL REVENUES** | **449,014.58** | **171,532.86** | **81,306.92** | **57,292.31** | **73,996.82** | **69,503.70** | **62,482.10** | **82,267.67** | **100,896.62** | **94,519.31** | **80,784.81** | **199,314.31** | **1,522,912.01** |
| EXPENDITURES: | | | | | | | | | | | | | |
| Computer Software | 0.00 | 0.00 | 0.00 | 0.00 | 0.00 | 0.00 | 0.00 | 0.00 | 0.00 | 0.00 | 0.00 | 0.00 | 0.00 |
| Director Fees | 1,900.00 | 1,150.00 | 2,000.00 | 1,000.00 | 1,000.00 | 2,200.00 | 1,600.00 | 1,150.00 | 1,450.00 | 950.00 | 1,150.00 | 1,300.00 | 16,850.00 |
| Monthly Minutes Fees | 0.00 | 0.00 | 0.00 | 0.00 | 0.00 | 0.00 | 0.00 | 0.00 | 0.00 | 0.00 | 0.00 | 0.00 | 0.00 |
| Payroll Tax | 313.59 | (87.99) | (243.06) | 1,166.63 | (76.53) | (168.35) | 579.55 | (88.01) | (110.97) | 669.34 | (798.02) | (88.01) | 1,068.17 |
| Legal Fees | 4,788.98 | 4,358.10 | 4,343.63 | 3,146.84 | 3,314.46 | 4,964.47 | 3,958.18 | 5,922.31 | 3,385.94 | 2,168.88 | 2,445.68 | 4,030.31 | 46,827.78 |
| Legal Fees -Special | 0.00 | 0.00 | 0.00 | 0.00 | 0.00 | 0.00 | 0.00 | 398.75 | 0.00 | 0.00 | 0.00 | 0.00 | 398.75 |
| Legal-Election | 0.00 | 0.00 | 0.00 | 0.00 | 0.00 | 89.20 | 581.55 | 1,224.31 | 307.00 | 88.15 | 1,087.43 | 0.00 | 3,377.64 |
| Election Expense | 0.00 | 0.00 | 0.00 | 0.00 | 0.00 | 0.00 | 0.00 | 0.00 | 0.00 | 0.00 | 0.00 | 0.00 | 0.00 |
| Publication Legal Notices | 0.00 | 0.00 | 0.00 | 0.00 | 0.00 | 0.00 | 0.00 | 0.00 | 0.00 | 0.00 | 0.00 | 0.00 | 0.00 |
| Audit | 0.00 | 0.00 | 15,000.00 | 0.00 | 0.00 | 6,750.00 | 0.00 | 0.00 | 0.00 | 0.00 | 0.00 | 0.00 | 21,750.00 |
| Audit-Special | 0.00 | 0.00 | 0.00 | 0.00 | 0.00 | 0.00 | 0.00 | 0.00 | 0.00 | 0.00 | 2,000.00 | 0.00 | 2,000.00 |
| Engineering | 8,191.23 | 11,087.48 | 7,002.21 | 3,848.15 | 2,871.61 | 7,857.61 | 2,006.98 | 1,170.00 | 1,157.50 | 1,882.28 | 2,921.36 | 2,951.38 | 52,947.79 |
| Lab Expenses-WTR | 158.00 | 634.00 | 1,711.25 | 0.00 | 114.00 | 355.00 | 114.00 | 3,828.00 | 278.00 | 114.00 | 0.00 | 220.96 | 7,527.21 |
| Lab Expenses-SWR | 758.00 | 758.00 | 1,987.00 | 0.00 | 930.00 | 5,060.00 | 0.00 | 1,186.00 | 1,036.00 | 1,725.90 | 2,882.50 | 1,036.00 | 17,359.40 |
| Permit Fees | 65.17 | 0.00 | 0.00 | 0.00 | 0.00 | 0.00 | 0.00 | 0.00 | 0.00 | 0.00 | 0.00 | 1,781.15 | 1,846.32 |
| Operator Fees | 2,650.00 | 2,650.00 | 2,650.00 | 2,650.00 | 5,640.25 | 2,650.00 | 5,553.90 | 4,952.50 | 2,650.00 | 2,650.00 | 2,650.00 | 5,523.15 | 42,869.80 |
| Operator-Billing Fees | 1,721.25 | 1,741.50 | 1,728.00 | 1,764.00 | 0.00 | 1,775.25 | 0.00 | 0.00 | 1,761.75 | 1,788.75 | 1,786.50 | 0.00 | 14,067.00 |
| Operator Admin Fees | 1,371.36 | 1,259.00 | 1,542.75 | 1,433.70 | 0.00 | 1,234.00 | 0.00 | 0.00 | 1,489.20 | 680.50 | 2,268.47 | 0.00 | 11,278.98 |
| Operator fees-WWTR | 2,400.00 | 2,400.00 | 2,400.00 | 2,400.00 | 2,400.00 | 2,400.00 | 2,400.00 | 2,400.00 | 2,400.00 | 2,400.00 | 2,400.00 | 2,400.00 | 28,800.00 |
| Bookkeeping/Mgr Fees | 2,165.00 | 2,415.00 | 2,165.00 | 2,415.00 | 2,415.00 | 2,415.00 | 2,415.00 | 2,165.00 | 2,165.00 | 3,350.00 | 3,100.00 | 3,000.00 | 30,185.00 |
| Office Exp/Bank Chgs. | 2,778.36 | 2,683.75 | 3,296.25 | 2,442.41 | 2,132.41 | 2,296.51 | 1,860.12 | 2,112.01 | 2,000.23 | 1,930.92 | 1,757.48 | 2,666.76 | 27,957.21 |
| Rep. & Maint.-WWTP | 967.50 | 3,735.29 | 13,013.93 | 3,828.50 | 2,476.91 | 4,408.47 | 18,741.76 | 7,553.54 | 3,782.21 | 912.80 | 499.34 | 7,433.98 | 67,354.23 |
| Rep. & Maint.-L/S | 1,002.25 | 7,292.00 | 12,493.00 | 431.00 | 21,896.30 | 837.50 | 2,883.42 | 6,896.74 | 4,529.29 | 6,442.00 | 1,618.76 | 13,746.33 | 80,068.59 |
| Rep. & Maint.-Gen,Misc,Dumpster | 6,519.02 | 26,105.88 | 11,308.23 | 11,814.33 | 18,973.90 | 19,152.93 | 20,878.79 | 13,437.51 | 8,746.13 | 44,659.95 | 21,771.21 | 13,593.88 | 216,961.76 |
| Rep. & Maint-Special | 0.00 | 0.00 | 565.58 | 0.00 | 120.00 | 580.07 | 120.00 | 0.00 | 486.16 | 0.00 | 0.00 | 488.97 | 2,360.78 |
| Rep. & Maint-Admin Bldg | 0.00 | 56,145.00 | 0.00 | 0.00 | 0.00 | 0.00 | 0.00 | 67,388.00 | 0.00 | 0.00 | 0.00 | 0.00 | 123,533.00 |
| Rep. & Maint-SS/Smoke testing | 0.00 | 0.00 | 0.00 | 0.00 | 0.00 | 0.00 | 0.00 | 0.00 | 0.00 | 0.00 | 0.00 | 0.00 | 0.00 |
| R & M - Flushing. | 0.00 | 0.00 | 0.00 | 0.00 | 0.00 | 0.00 | 0.00 | 0.00 | 0.00 | 0.00 | 0.00 | 0.00 | 0.00 |
| R & M - Landscaping | 620.00 | 350.00 | 0.00 | 0.00 | 0.00 | 0.00 | 0.00 | 0.00 | 1,010.00 | 0.00 | 0.00 | 0.00 | 1,980.00 |
| R & M - Off Bldg cleaning | 120.00 | 240.00 | 0.00 | 120.00 | 0.00 | 0.00 | 0.00 | 128.22 | 120.00 | 120.00 | 180.00 | 120.00 | 1,148.22 |
| Sludge Removal | 4,608.00 | 0.00 | 4,608.00 | 0.00 | 0.00 | 3,939.84 | 6,566.40 | 0.00 | 4,596.48 | 0.00 | 0.00 | 0.00 | 24,318.72 |
| Inspection Fees | 1,193.00 | 425.00 | 1,330.00 | 0.00 | 2,333.00 | 0.00 | 0.00 | 0.00 | 0.00 | 0.00 | 0.00 | 0.00 | 5,281.00 |
| Water Tap Expense | 4,440.00 | 0.00 | 5,180.00 | 0.00 | 9,920.00 | 1,480.00 | 0.00 | 0.00 | 7,480.00 | 2,740.00 | 1,000.00 | 9,601.45 | 41,841.45 |
| Sewer Tap Expense | 0.00 | 0.00 | 0.00 | 0.00 | 0.00 | 0.00 | 0.00 | 0.00 | 3,740.00 | 0.00 | 0.00 | 0.00 | 3,740.00 |
| Sewer Expense-Inspect | 0.00 | 0.00 | 0.00 | 0.00 | 0.00 | 380.00 | 0.00 | 0.00 | 2,678.00 | 676.00 | 2,075.00 | 0.00 | 5,809.00 |
| Water Meter Replacements | 0.00 | 0.00 | 0.00 | 0.00 | 0.00 | 0.00 | 0.00 | 0.00 | 0.00 | 0.00 | 0.00 | 0.00 | 0.00 |
| Chemicals (Wtp) | 658.29 | 492.20 | 670.71 | 873.64 | 695.23 | 1,612.74 | 2,278.15 | 584.50 | 3,021.11 | 6,001.14 | 2,744.50 | 190.00 | 19,822.21 |
| Chemicals (Stp) | 332.20 | 664.39 | 503.03 | 356.82 | 356.82 | 0.00 | 3,028.66 | 0.00 | 381.48 | 0.00 | 0.00 | 1,007.37 | 6,630.77 |
| Utilities | 0.00 | 0.00 | 0.00 | 0.00 | 0.00 | 0.00 | 0.00 | 0.00 | 0.00 | 0.00 | 7,005.16 | (0.30) | 7,004.86 |
| Utilities-Off/Whse | 352.65 | 275.28 | 435.82 | 423.34 | 0.00 | 292.53 | 348.60 | 331.22 | 0.00 | 326.35 | 307.24 | 313.46 | 3,406.49 |
| Utilities-WP | 0.00 | 0.00 | 0.00 | 0.00 | 0.00 | 0.00 | 12,455.22 | 3,658.60 | 0.00 | 2,979.63 | 3,163.13 | 3,050.86 | 25,307.44 |
| Utilities-L/S | 869.44 | 850.43 | 1,081.05 | 1,073.64 | 0.00 | 969.38 | 1,107.51 | 877.79 | 0.00 | 895.05 | 800.41 | 971.28 | 9,495.98 |
| Utilities-WTTP | 1,887.93 | 2,219.38 | 2,035.72 | 1,846.15 | 0.00 | 1,993.72 | 2,152.50 | 2,773.94 | 0.00 | 4,278.02 | 4,311.44 | 4,579.85 | 28,078.65 |
| Telephone | 649.84 | 5.66 | 393.27 | 321.75 | 3,704.64 | 395.07 | 404.07 | 404.07 | 404.07 | 399.87 | 399.87 | 399.87 | 7,882.05 |
| Insurance & Bonds | 0.00 | 26,864.00 | 0.00 | 0.00 | 0.00 | 0.00 | (191.28) | 0.00 | 0.00 | 253.00 | 0.00 | 0.00 | 26,925.72 |
| Travel Expense | 2,895.75 | 930.44 | 0.00 | 0.00 | 0.00 | 2,793.94 | 819.56 | 1,570.00 | (15.00) | 0.00 | 89.65 | 0.00 | 9,084.34 |
| SJRA qtr-wtr fees | 0.00 | 0.00 | 0.00 | 0.00 | 0.00 | 0.00 | 0.00 | 0.00 | 0.00 | 4,881.84 | 0.00 | 0.00 | 4,881.84 |
| SJRA Fees | 4,501.44 | 11,609.28 | 3,214.08 | 0.00 | 25.92 | 345.60 | 0.00 | 0.00 | 0.00 | 0.00 | 0.00 | 843.18 | 20,539.50 |
| TCEQ Water Fee | 0.00 | 2,299.52 | 0.00 | 0.00 | 0.00 | 0.00 | 0.00 | 0.00 | 0.00 | 1,336.96 | 0.00 | 0.00 | 3,636.48 |
| Security Monitoring | 0.00 | 0.00 | 0.00 | 0.00 | 0.00 | 0.00 | 0.00 | 0.00 | 0.00 | 0.00 | 0.00 | 0.00 | 0.00 |
| Financial Advisor | 0.00 | 0.00 | 0.00 | 0.00 | 0.00 | 0.00 | 0.00 | 0.00 | 0.00 | 0.00 | 0.00 | 0.00 | 0.00 |
| Meter Program Lease | 0.00 | 0.00 | 14,630.60 | 0.00 | 0.00 | 0.00 | 0.00 | 0.00 | 0.00 | 0.00 | 0.00 | 0.00 | 14,630.60 |
| Contingency | 0.00 | 0.00 | 0.00 | 0.00 | 0.00 | 0.00 | 0.00 | 0.00 | 0.00 | 0.00 | 0.00 | 0.00 | 0.00 |
| Computer/Internet Access Fee | 211.44 | 706.44 | 227.55 | 372.38 | 432.38 | 387.83 | (0.45) | 503.50 | 353.50 | 217.94 | 417.94 | 1,005.00 | 4,835.45 |
| Misc/Org Dues/IRS Notification | 0.00 | 0.00 | 2,002.00 | 0.00 | 0.00 | 218.50 | 0.00 | 0.00 | 37.03 | 0.00 | 0.00 | 227.94 | 2,485.47 |
| **TOTAL EXPENDITURES** | **61,089.69** | **172,259.03** | **119,275.60** | **43,728.28** | **81,676.30** | **79,666.81** | **92,662.19** | **132,528.50** | **61,320.11** | **97,519.27** | **72,035.05** | **82,394.82** | **1,096,155.65** |
| **Net Surplus/(Deficit)** | **387,924.89** | **(726.17)** | **(37,968.68)** | **13,564.03** | **(7,679.48)** | **(10,163.11)** | **(30,180.09)** | **(50,260.83)** | **39,576.51** | **(2,999.96)** | **8,749.76** | **116,919.49** | **426,756.36** |

3RD DRAFT
**ADOPTED 12/08/22**

FAR HILLS UTILITY DISTRICT
Proposed Budget 2023
1/12/23

| Revenue : | 2022 Budget | Actual YTD | 1 Budget MTD | 12 months Budget YTD | Projected | ADOPTED 12/08/22 PROPOSED 2023 Budget | variance | percentage |
|---|---|---|---|---|---|---|---|---|
| Water Revenue | 245,000.00 | 330,274.27 | 20,416.67 | 245,000.00 | 330,274.27 | **325,000.00** | 80,000.00 | |
| Sewer Revenue | 250,000.00 | 310,610.54 | 20,833.33 | 250,000.00 | 310,610.54 | **310,000.00** | 60,000.00 | |
| New connect/Reconnect Fee | 15,000.00 | 16,051.38 | 1,250.00 | 15,000.00 | 16,051.38 | **15,000.00** | 0.00 | |
| Penalty & Interest | 4,500.00 | 5,752.26 | 375.00 | 4,500.00 | 5,752.26 | **4,500.00** | 0.00 | |
| SJRA Fee Revenue | 5,000.00 | 7,267.20 | 416.67 | 5,000.00 | 7,267.20 | **5,000.00** | 0.00 | |
| Interest Earned | 700.00 | 49,157.84 | 58.33 | 700.00 | 49,157.84 | **700.00** | 0.00 | |
| Miscellaneous | 0.00 | 0.00 | 0.00 | 0.00 | 0.00 | **0.00** | 0.00 | |
| Water/Sewer Revenue-WGB RV | 30,000.00 | 30,000.00 | 2,500.00 | 30,000.00 | 30,000.00 | **30,000.00** | 0.00 | |
| Otr Billing WGB Park | 10,000.00 | 6,361.86 | 833.33 | 10,000.00 | 6,361.86 | **10,000.00** | 0.00 | |
| Trans from CA-WWTP Lease | 0.00 | 0.00 | 0.00 | 0.00 | 0.00 | **0.00** | 0.00 | |
| **Maintenance Tax** | 713,225.00 | 697,226.67 | 59,435.42 | 713,225.00 | 697,226.67 | **786,062.00** | 72,837.00 | |
| Tap Connections | 60,000.00 | 70,209.99 | 5,000.00 | 60,000.00 | 70,209.99 | **60,000.00** | 0.00 | |
| | 1,333,425.00 | 1,522,912.01 | 111,118.75 | 1,333,425.00 | 1,522,912.01 | **1,546,262.00** | 212,837.00 | 15.96% |

| Expenses : | Annual $ | Actual YTD | Budget MTD | Budget YTD | Projected | **Annual $** | variance | |
|---|---|---|---|---|---|---|---|---|
| Computer Software | 0.00 | 0.00 | 0.00 | 0.00 | 0.00 | **0.00** | 0.00 | |
| Director Fees | 17,000.00 | 16,850.00 | 1,416.67 | 17,000.00 | 16,850.00 | **17,000.00** | 0.00 | |
| Sec/Monthly Minutes | 0.00 | 0.00 | 0.00 | 0.00 | 0.00 | **0.00** | 0.00 | |
| Payroll Tax | 1,200.00 | 1,068.17 | 100.00 | 1,200.00 | 1,068.17 | **1,200.00** | 0.00 | |
| Legal Fees | 55,000.00 | 46,827.78 | 4,583.33 | 55,000.00 | 46,827.78 | **55,000.00** | 0.00 | |
| Legal Fees -Special | 5,000.00 | 398.75 | 416.67 | 5,000.00 | 398.75 | **500.00** | (4,500.00) | |
| Legal -Election | 5,000.00 | 3,377.64 | 416.67 | 5,000.00 | 3,377.64 | **5,000.00** | 0.00 | |
| Election Expense | 10,000.00 | 0.00 | 833.33 | 10,000.00 | 0.00 | **0.00** | (10,000.00) | |
| Publication Legal Notices | 5,000.00 | 0.00 | 416.67 | 5,000.00 | 0.00 | **5,000.00** | 0.00 | |
| Audit | 23,000.00 | 21,750.00 | 1,916.67 | 23,000.00 | 21,750.00 | **23,000.00** | 0.00 | |
| Audit-Special | 0.00 | 2,000.00 | 0.00 | 0.00 | 2,000.00 | **0.00** | 0.00 | |
| Engineering | 55,000.00 | 52,947.79 | 4,583.33 | 55,000.00 | 52,947.79 | **55,000.00** | 0.00 | |
| Lab Expenses-WTR | 6,000.00 | 7,527.21 | 500.00 | 6,000.00 | 7,527.21 | **9,700.00** | 3,700.00 | |
| Lab Expenses-SWR | 14,500.00 | 17,359.40 | 1,208.33 | 14,500.00 | 17,359.40 | **17,800.00** | 3,300.00 | |
| Permit Fees | 9,000.00 | 1,846.32 | 750.00 | 9,000.00 | 1,846.32 | **9,000.00** | 0.00 | |
| Operator Fees | 38,000.00 | 42,869.80 | 3,166.67 | 38,000.00 | 42,869.80 | **43,000.00** | 5,000.00 | |
| Operator-Billing Fees | 22,000.00 | 14,067.00 | 1,833.33 | 22,000.00 | 14,067.00 | **22,000.00** | 0.00 | |
| Operator Admin Fees | 11,000.00 | 11,278.98 | 916.67 | 11,000.00 | 11,278.98 | **11,000.00** | 0.00 | |
| Operator Fees-WWTP | 28,800.00 | 28,800.00 | 2,400.00 | 28,800.00 | 28,800.00 | **28,800.00** | 0.00 | |
| Bookkeeping/Mgr Fees | 27,000.00 | 30,185.00 | 2,250.00 | 27,000.00 | 30,185.00 | **27,000.00** | 0.00 | |
| Office Exp/Bank Chgs. | 22,000.00 | 27,957.21 | 1,833.33 | 22,000.00 | 27,957.21 | **22,000.00** | 0.00 | |
| R & M-WWTP/Dumpster | 75,000.00 | 67,354.23 | 6,250.00 | 75,000.00 | 67,354.23 | **75,000.00** | 0.00 | |
| Rep. & Maint-L/S & Sewer | 80,000.00 | 80,068.59 | 6,666.67 | 80,000.00 | 80,068.59 | **80,000.00** | 0.00 | |
| Rep. & Maint-WTR & General | 110,000.00 | 216,961.76 | 9,166.67 | 110,000.00 | 216,961.76 | **115,000.00** | 5,000.00 | |
| Rep. & Maint-Admin Bldg | 8,500.00 | 2,360.78 | 708.33 | 8,500.00 | 2,360.78 | **8,500.00** | 0.00 | |
| **R&M-GST/Cooling Tower Rehab** | **125,000.00** | **123,533.00** | **10,416.67** | **125,000.00** | **123,533.00** | **45,000.00** | **(80,000.00)** | |
| Rep. & Maint-SS-Smoke Test | 30,000.00 | 0.00 | 2,500.00 | 30,000.00 | 0.00 | **30,000.00** | 0.00 | |
| R & M - Flushing. | 3,000.00 | 0.00 | 250.00 | 3,000.00 | 0.00 | **3,000.00** | 0.00 | |
| R & M - Landscaping/mowing | 15,000.00 | 1,980.00 | 1,250.00 | 15,000.00 | 1,980.00 | **15,000.00** | 0.00 | |
| R & M - Office Bldg cleaning | 3,200.00 | 1,148.22 | 266.67 | 3,200.00 | 1,148.22 | **3,200.00** | 0.00 | |
| Sludge Removal | 14,000.00 | 24,318.72 | 1,166.67 | 14,000.00 | 24,318.72 | **15,000.00** | 1,000.00 | |
| Inspection Fees-special | 0.00 | 5,281.00 | 0.00 | 0.00 | 5,281.00 | **0.00** | 0.00 | |
| Water Tap Expense | 40,000.00 | 41,841.45 | 3,333.33 | 40,000.00 | 41,841.45 | **40,000.00** | 0.00 | |
| Sewer Tap Expense | 20,000.00 | 3,740.00 | 1,666.67 | 20,000.00 | 3,740.00 | **20,000.00** | 0.00 | |
| Water/Sewer Inspects | 7,000.00 | 5,809.00 | 583.33 | 7,000.00 | 5,809.00 | **7,000.00** | 0.00 | |
| Water Meter Replacements | 0.00 | 0.00 | 0.00 | 0.00 | 0.00 | **0.00** | 0.00 | |
| Chemicals-Water | 15,000.00 | 19,822.21 | 1,250.00 | 15,000.00 | 19,822.21 | **21,000.00** | 6,000.00 | |
| Chemicals-Sewer | 5,000.00 | 6,630.77 | 416.67 | 5,000.00 | 6,630.77 | **7,000.00** | 2,000.00 | |
| **R & M-District Fence** | **0.00** | **7,004.86** | **0.00** | **0.00** | **7,004.86** | **0.00** | **0.00** | |
| Utilities-Off/Whse | 5,000.00 | 3,406.49 | 416.67 | 5,000.00 | 3,406.49 | **5,000.00** | 0.00 | |
| Utilities-WP | 30,000.00 | 25,307.44 | 2,500.00 | 30,000.00 | 25,307.44 | **30,000.00** | 0.00 | |
| Utilities-L/S | 15,000.00 | 9,495.98 | 1,250.00 | 15,000.00 | 9,495.98 | **15,000.00** | 0.00 | |
| Utilities-WTTP | 25,000.00 | 28,078.65 | 2,083.33 | 25,000.00 | 28,078.65 | **25,000.00** | 0.00 | |
| Telephone | 6,000.00 | 7,882.05 | 500.00 | 6,000.00 | 7,882.05 | **6,000.00** | 0.00 | |
| Insurance & Bonds | 24,000.00 | 26,925.72 | 2,000.00 | 24,000.00 | 26,925.72 | **24,000.00** | 0.00 | |
| Travel Expense | 12,000.00 | 9,084.34 | 1,000.00 | 12,000.00 | 9,084.34 | **12,000.00** | 0.00 | |
| SJRA-Lone Star Gr-QTR fees | 0.00 | 4,881.84 | 0.00 | 0.00 | 4,881.84 | **0.00** | 0.00 | |
| SJRA Fees | 8,000.00 | 20,539.50 | 666.67 | 8,000.00 | 20,539.50 | **8,000.00** | 0.00 | |
| TCEQ Fees | 3,500.00 | 3,636.48 | 291.67 | 3,500.00 | 3,636.48 | **3,500.00** | 0.00 | |
| Security Monitoring/Cameras | 6,000.00 | 0.00 | 500.00 | 6,000.00 | 0.00 | **6,000.00** | 0.00 | |
| Financial Advisor | 0.00 | 0.00 | 0.00 | 0.00 | 0.00 | **0.00** | 0.00 | |
| **Meter Program (10 YR) Lease** | **14,630.00** | **14,630.60** | **1,219.17** | **14,630.00** | **14,630.60** | **14,630.00** | **0.00** | |
| Contingency | 5,000.00 | 0.00 | 416.67 | 5,000.00 | 0.00 | **5,000.00** | 0.00 | |
| Computer/internet expense | 7,500.00 | 4,835.45 | 625.00 | 7,500.00 | 4,835.45 | **7,500.00** | 0.00 | |
| Misc./Org Dues/IRS Notif | 1,500.00 | 2,485.47 | 125.00 | 1,500.00 | 2,485.47 | **1,500.00** | 0.00 | |
| | 1,068,330.00 | 1,096,155.65 | 89,027.50 | 1,068,330.00 | 1,096,155.65 | **999,830.00** | (68,500.00) | -6.41% |
| Net Surplus or (Deficit) | 265,095.00 | 426,756.36 | | | 426,756.36 | **546,432.00** | 281,337.00 | 106.13% |

***

**2022 M/O per F/A estimated Tax Levy @ 98%**
**M/O .2850**

INVESTMENT REPORT, AUTHORIZATION AND REVIEW

**Report for**
**Far Hills Utility District** Prepared for the reporting period ("Period") from **12/9/2022** to **1/12/2023**

| *Demand Deposit Accounts* fund | Money Market Savings | Rate | | Begin Value for Period | Interest earned this period | Deposits or (Withdrawals) | Ending Value for Period | | |
|---|---|---|---|---|---|---|---|---|---|
| DS | BBVA Bank 9883 | 0.0000% | MMS | 0.00 | 0.00 | 0.00 | 0.00 | | |
| CA | BBAV Bank 7908 | 0.0000% | MMS | 0.00 | 0.00 | 0.00 | 0.00 | | |
| OP | BBVA Bank 9891 | 0.0000% | MMS | 0.00 | 0.30 | 0.00 | 0.30 | | |
| OP | BBVA Bank 4795 | 0.0000% | MMS | 0.00 | 0.00 | 0.00 | 0.00 | | |
| | **FDIC Insured to 250K** | 0.0000% | | 0.00 | 0.30 | 0.00 | 0.30 | | |

| *Investment Pools* fund | | Rate | Beginning Value for Period Book | N.A.V. | Market | Interest earned this period | Deposits or (Withdrawals) | Ending Value for Period Book | N.A.V. | Market |
|---|---|---|---|---|---|---|---|---|---|---|
| BF | Texpool 00001 | 3.9799% | 564,831.56 | 0.999360 | 564,470.07 | 2,793.64 | 576,377.76 | 1,144,002.96 | 0.999710 | 1,143,671.20 |
| CA | Texpool 00003 | 3.9799% | 200,222.42 | 0.999360 | 200,094.28 | 14,298.33 | 7,035,093.57 | 7,249,614.32 | 0.999710 | 7,247,511.93 |
| OP | Texpool 00002 | 3.9799% | 3,083,455.64 | 0.999360 | 3,081,482.23 | 10,422.59 | 28,593.75 | 3,122,471.98 | 0.999710 | 3,121,566.46 |
| | **Rated AAAm** | 3.9799% | 3,848,509.62 | | 3,846,046.57 | 27,514.56 | 7,640,065.08 | 11,516,089.26 | | 11,512,749.59 |

| *Certificates of Deposits* Fund | | Rate | Purchase Value | Term in Days | Begin Value for Period | Interest accrued this period | Deposits or (Withdrawals) | Ending Value for Period | Date of Purchase | Date of Maturity |
|---|---|---|---|---|---|---|---|---|---|---|
| CA | CD | 0.00% | 0.00 | 0.00 | 0.00 | 0.00 | 0.00 | 0.00 | 4/10/2017 | 4/10/2017 |
| CA | CD | 0.00% | 0.00 | 0.00 | 0.00 | 0.00 | 0.00 | 0.00 | 4/17/2017 | 4/17/2017 |
| | **FDIC Insured to 250K** | | 0.00 | 0.00 | 0.00 | 0.00 | 0.00 | 0.00 | | |

| *Federal Obligations* fund | Simple APR | Purchase Value | Term in Days | Begin Period Market Value | Gain (Loss) to Market Value | Deposits or (Withdrawals) | Ending Period Market Value | Date of Purchase | Date of Maturity |
|---|---|---|---|---|---|---|---|---|---|
| | 0.0000% | 0.00 | 0 | 0.00 | 0.00 | 0.00 | 0.00 | | |
| | | 0.00 | 0 | 0.00 | 0.00 | 0.00 | 0.00 | | |
| total investments | 3.9799% | 3,848,509.62 | 0 | 3,846,046.57 | 27,514.86 | 7,640,065.08 | 11,516,089.56 | wam: | 1 |

**Compliance Statement.** The investments (reported on above) for the Period are in compliance with the investment strategy expressed in the District's Investment Policy and the Public Funds Investment Act.

**Review.** This report and the District's Investment Policy are submitted to the Board for its review and to make any changes thereto as determined by the Board to be necessary and prudent for the management of District funds.

**Signatures.**
*Myrtle Cruz, Inc. \invest.xls version 2.4a*

Inv. Officer Terry Holland 01/12/23 (please sign & date)

Bookkeeper (Myrtle Cruz, Inc.)

Mary Jarmon Investment Training 10/20/21-23
Terry Holland Investment Training 10/15/22-24

**James Haymon-President**

# CENTRAL BANK - PUBLIC FUNDS DEPOSIT COLLATERAL REPORT DISTRICTS WITH COLLATERAL PLEDGED

Effective Date: 09/30/2022
Accounts Through: 10/02/2022 7:00 PM
Forecasting Through:
ICS Accounts Through: 10/02/2022 7:00 PM

PLEDGE

## FAR HILL UD

Tax ID: 746178653
FHLB Pledge Code: 20135
1st Consultant: MCI
2nd Consultant:

### DEPOSITS

| Acct No | Funds Type | Class | Balance | Interest | Total | Current Month Average | Prior Month Average | ICS Acct No | ICS Balance |
|---|---|---|---|---|---|---|---|---|---|
| Demand Deposits | | | | | | | | | |
| 6018041 | PF/CKG DDA 06012021 | 65 | $101,289.09 | $0.00 | $101,289.09 | $126,681.31 | $93,499.36 | 776018041 | $3.94 |
| 6018068 | PF/CKG DDA 06012021 | 65 | $18,520.00 | $0.00 | $18,520.00 | $18,560.00 | $18,598.26 | 776018068 | $0.00 |
| 6018076 | PF/CKG DDA 06012021 | 65 | $10,712.94 | $0.00 | $10,712.94 | $9,427.68 | $14,158.14 | 776018076 | $0.00 |
| 6018084 | PF/CKG DDA 06012021 | 65 | $10,803.74 | $0.00 | $10,803.74 | $11,113.13 | $11,078.12 | 776018084 | $0.00 |
| 6029655 | PF/CKG DDA 06012021 | 65 | $97,821.73 | $0.00 | $97,821.73 | $65,994.01 | $62,851.50 | 776029655 | $0.00 |
| Subtotal Demand Deposits | | | $239,147.50 | $0.00 | $239,147.50 | $231,776.13 | $200,185.38 | | $3.94 |
| Total Deposits | | | $239,147.50 | $0.00 | $239,147.50 | $231,776.13 | $200,185.38 | | $3.94 |

### SECURITIES

| Safekeeping | Agency | CUSIP | Pool No. | Maturity | Date Pledged | Units Pledged | Market Value |
|---|---|---|---|---|---|---|---|
| FHLB-D | ALICETX | 016140NK7 | ATI | 02/01/2027 | 12/03/2021 | 5,000 | $5,159.92 |
| FHLB-D | HCMUD290 | 41420XRA3 | H290 | 09/01/2025 | 09/08/2022 | 27,000 | $27,776.98 |
| FHLB-D | REDOAKTX | 756835SW5 | REDOTX1 | 02/15/2028 | 12/08/2021 | 15,000 | $15,754.45 |
| Total Securities Pledged | | | | | | 47,000 | $48,691.35 |

### DEPOSIT COLLATERAL CALCULATION

| | Account Balances | FDIC Insurance | Collateral Required |
|---|---|---|---|
| Subtotal Demand Deposits: | $239,147.50 | $239,147.50 | $0.00 |
| Subtotal Time/Svgs/MMA: | $0.00 | $0.00 | $0.00 |
| Subtotal Bond Fund Deposits: | $0.00 | $0.00 | $0.00 |
| TOTALS: | $239,147.50 | $239,147.50 | $0.00 |

### DEPOSIT COLLATERAL POSITION

| | Deposits Requiring Collateral | Securities Pledged | Excess Collateral | % Pledged |
|---|---|---|---|---|
| At 100 % | $0.00 | $48,691.35 | $48,691.35 | |
| At 105 % | $0.00 | $48,691.35 | $48,691.35 | |

TEXPOOL
AN INVESTMENT SERVICE FOR PUBLIC FUNDS

Quarterly Update

# TexPool and TexPool *Prime*



## Investor Goal

The investor goal for both TexPool and TexPool *Prime* is preservation and safety of principal, liquidity and yield.

## Pool Features

- Administered by the Texas Comptroller of Public Accounts.
- Managed and serviced by Federated Hermes.
- Highest possible ratings from Standard & Poor's underscores the portfolios' high credit quality, daily liquidity and relative safety.
- High asset levels give the benefit of economies of scale.

## Portfolio Overviews as of 9/30/22

### TexPool

**Pool Assets** $24.2 billion

**Portfolio Composition (%)**




**Effective Maturity Schedule (%)**




**Weighted Average Maturity**

25 Days

**Credit Rating**

AAAm Standard & Poor's

**Portfolio Managers**

Susan Hill

Deborah Cunningham

### TexPool *Prime*

**Pool Assets** $9.4 billion

**Portfolio Composition (%)**




**Effective Maturity Schedule (%)**




**Weighted Average Maturity**

14 Days

**Credit Rating**

AAAm Standard & Poor's

**Portfolio Managers**

Paige Wilhelm

Deborah Cunningham

## Pool Performance: 7-Day Net Yields (%)

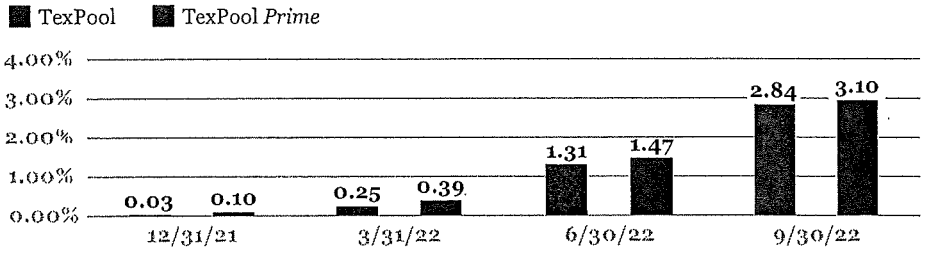


*Performance data quoted represents past performance which is no guarantee of future results. Investment return will vary. The value of an investment, when redeemed, may be worth more or less than the original cost. Current performance may be lower or higher than what is stated.*